

UNITED STATES OFFICE OF PERSONNEL MANAGEMENT



Enterprise Human Resources Integration (EHRI)

Guide to Retirement Reporting

Release 5.2

June 2015

a New Day for Federal Service

Revision Sheet

Release Number	Date	Revision Description
1.0	07/27/2009	Version 1.0 of the Guide to Retirement Data Reporting (GRDR) approved by OPM. GRDR 1.0 includes the Separation retirement feed and the Transfer retirement feed.
2.0	10/20/2009	Version 2.0 of the GRDR approved by OPM. GRDR 2.0 includes the FERS Election retirement feed and the reemployed annuitant notification feed.
2.1	11/03/2009	Version 2.1 of the GRDR approved by OPM. GRDR 2.1 adds elements (Frozen Sick Leave Balance Hours, Frozen Sick Leave Expiration Date, and FEGLI Post-Election Basic Insurance Amount); removes Presidential Appointment Indicator from Separation, Transfer, and FERS Election feeds; adjusted Non-Appropriated Fund (NAF) elements to be repeating; and changed Government Claim Indicator to be required for the Separation feed.
3.0	06/02/2010	<p>Version 3.0 of the GRDR approved by OPM. See below for details on changes in this version of the document.</p> <p>Added Section 2.2: Net Effect of HR Actions</p> <p>Added Section 4.3: Data Element Format Types</p> <p>Updated Section 5.2:</p> <ul style="list-style-type: none"> • Added the new column 'Datatype' to the record specification to document the data type and length, when applicable, for each data element • Removed the 'Source' column from the record specification • Updated guidance in the Notes for Sick Leave Balance Hours (ICD Seq #38) and Sick Leave Expiration Date (ICD Seq #39) to clarify that the fields are not required for a FERS Election • Renamed 'Military Service Provision' to 'National Guard Military Service Provision Code' (ICD Seq #62) • Renamed 'Retroactive Adjustment Reason' to 'Retroactive Adjustment Reason Code' (ICD Seq #75) • Removed USPS Part-time Tour of Duty Start Date (ICD Seq #47) • Removed USPS Part-time Tour of Duty End Date (ICD Seq #48) • Removed LWOP-OWCP Claim Number (ICD Seq #104) • Removed LWOP-OWCP Type of Benefit (ICD Seq #105) • Removed FEGLI Post-Election Basic Insurance Amount (ICD Seq #129) • Added OWCP Claim Number (ICD Seq #108) • Added National Guard Military Service Indicator (ICD Seq #129) • Changed the label for Last Day in Pay Status (ICD Seq #133) from 'SEPARATION ONLY' to 'SEPARATION / RETIREMENT / DEATH ONLY' • Added a new section for data elements that are only specific to the Separation and At-Retirement triggers <ul style="list-style-type: none"> ○ Added Voluntary Separation Incentive Payment (VSIP) Indicator (ICD Seq #132) • Added a new section for data elements that are only specific to the At-Retirement and Death-in-Service triggers <ul style="list-style-type: none"> ○ Added Manual Retirement Reason Code (ICD Seq #136) ○ Added Military Service Deposit Election Indicator (ICD Seq #137) • Added a new section for data elements that are only specific to the At-Retirement trigger <ul style="list-style-type: none"> ○ Added Address Line 1 (ICD Seq #138) ○ Added Address Line 2 (ICD Seq #139) ○ Added Address Line 3 (ICD Seq #140) ○ Added City (ICD Seq #141) ○ Added State Code (ICD Seq #142) ○ Added Postal Code (ICD Seq #143) ○ Added Country Code (ICD Seq #144) ○ Added Direct Deposit Indicator (ICD Seq #145) ○ Added Financial Institution Name (ICD Seq #146)

Release Number	Date	Revision Description
		<ul style="list-style-type: none"> ○ Added Routing Number (ICD Seq #147) ○ Added Account Number (ICD Seq #148) ○ Added Account Type Code (ICD Seq #149) ○ Added Early Retirement Authority Code (ICD Seq #150) ○ Added Statutory Provision for Retirement (ICD Seq #151) ○ Added Employing Agency Official Name (ICD Seq #152) ○ Added Employing Agency Official Telephone Number (ICD Seq #153) ○ Added Employing Agency Official Fax Number (ICD Seq #154) ○ Added Employing Agency Official Email Address (ICD Seq #155) ● Added a new section for data elements that are only specific to the Death-in-Service trigger <ul style="list-style-type: none"> ○ Added Basic Employee Death Benefit Total Hours Worked in Last 52 Weeks (ICD Seq #156) <p>Updated Section 6.3:</p> <ul style="list-style-type: none"> ● Added the new column 'Datatype' to the record specification to document the data type and length, when applicable, for each data element ● Removed the 'Source' column from the record specification <p>Added Appendix F: At-Retirement Business Example</p> <p>Added Appendix G: Death-in-Service Business Example</p> <p>In Appendix H, made the following updates:</p> <ul style="list-style-type: none"> ● Removed the 'Source' column ● For Additional Retirement Creditable Basic Pay Rate Code, removed the code '03' for Remuneration Pay (Panama Area Differential Pay) and the code '14' for Administratively Determined ● For National Guard Military Service Provision Code, removed the code '04' for State Military Duty ● For Manual Retirement Reason Code, <ul style="list-style-type: none"> ○ Updated code '06' to say Settlements/Agreements/Administrative Board Orders instead of Settlements/Agreements ○ Updated code '07' to say OWCP instead of Other ○ Added code '08' for Other ● For Military Service Branch Type Code, <ul style="list-style-type: none"> ○ Updated code '07' to say National Oceanic and Atmospheric Administration (NOAA), formerly Coast and Geodetic Survey and Environmental Science Services Administration instead of Coast and Geodetic Survey ○ Removed code '08' for ESSA ● Removed LWOP-OWCP Type of Benefit ● Removed OWCP Type of Benefit ● For Record Type Code, <ul style="list-style-type: none"> ○ Updated code '06' to say Preliminary Disability Retirement instead of Preliminary IRR for Disability Retirement ○ Removed code '07' for Reemployed annuitant ● For Retroactive Adjustment Reason Code, added code 'O' for Other <p>Added Appendix K: CSRS and FERS Retirement Provisions</p>
4.0	6/30/2010	<p>Version 4.0 of the GRDR approved by OPM. See below for details on changes in this version of the document.</p> <p>Section 2 – Overview of RSM Data Feeds:</p> <ul style="list-style-type: none"> ● Renamed Section 2 from 'Retirement Data Feed Overview' to 'Overview of RSM Data Feeds' ● Moved previous section 2.1: Data Management to 2.1.1 and 2.2: Net Effect of HR Actions to 2.1.2 under Section 2.1: Retirement Data Feed

Release Number	Date	Revision Description
		<p>Renamed Section 3 from 'Retirement Data Feed Details' to 'RSM Data Feed Details'</p> <p>Renamed Section 5 from 'Retirement Data Feed for Separations, Transfers, FERS Elections, Retirements, and Deaths-in-Service' to 'Retirement Data Feed'</p> <p>Renamed Section 5.2 from 'Separation, Transfer, FERS Election, Retirement, and Death-in-Service Record Specification' to 'Retirement Record Specification'</p> <p>Updated Section 5.2 – Retirement Record Specification:</p> <ul style="list-style-type: none"> • Removed references to LWOP-US. As of March 28, 2010 OPM refers to LWOP-US as Absent-Uniformed Services. • Removed Firefighter Regular Tour of Duty (ICD Seq #46) • Removed the NAF Service data elements: <ul style="list-style-type: none"> ○ NAF Service Begin Date (ICD Seq #65) ○ NAF Service End Date (ICD Seq #66) ○ NAF Service Work Schedule Code (ICD Seq #67) ○ NAF Service Retirement Plan Code (ICD Seq #68) ○ NAF Service Retirement Election Law (ICD Seq #69) • Renamed 'Sick Leave Expiration Date' to 'Sick Leave Expiration Date for an Uncommon Tour of Duty' (ICD Seq #39) • Renamed 'Frozen Sick Leave Expiration Date' to 'Frozen Sick Leave Expiration Date for an Uncommon Tour of Duty' (ICD Seq #41) • Added a new section for data elements that are only specific to the Retirement and Preliminary Disability Retirement triggers. Moved the following elements that were previously tracked under the 'RETIREMENT ONLY' section: <ul style="list-style-type: none"> ○ Moved Employing Agency Official Name (ICD Seq #132) ○ Moved Employing Agency Official Telephone Number (ICD Seq #133) ○ Moved Employing Agency Official Fax Number (ICD Seq #134) ○ Moved Employing Agency Official Email Address (ICD Seq #135) ○ Added Child Support Court Order Indicator (ICD Seq #136) • Updated the previously titled 'SEPARATION / RETIREMENT/ DEATH ONLY' section to 'SEPARATION / RETIREMENT / DEATH / PRELIMINARY DISABILITY ONLY' to include elements in the Preliminary Disability Retirement trigger • Added a new section for data elements that are only specific to the Preliminary Disability Retirement trigger <ul style="list-style-type: none"> ○ Added Disability Retirement Application Date (ICD Seq #152) ○ Added Duty Status Indicator for Disability Purposes (ICD Seq #153) ○ Added Special Technician Disability Indicator (ICD Seq #154) ○ Added Terminal or Life Threatening Priority Indicator (ICD Seq #155) <p>Updated Section 6.3 – Reemployed Annuitant Record Specification:</p> <ul style="list-style-type: none"> • Removed Firefighter Regular Tour of Duty (ICD Seq #33) <p>Added Section 7: Summary of Service Data Feed</p> <ul style="list-style-type: none"> • Removed previous Section 7 – Record Cancellation. The content was moved to Section 2.7. <p>Added Appendix H: Preliminary Disability Retirement Business Examples, which caused these existing appendices to get renumbered:</p> <ul style="list-style-type: none"> • Previous Appendix H: Data Dictionary Valid Values became Appendix I • Previous Appendix I: Data Transfer Package Example became Appendix J • Previous Appendix J: RSM Retirement Data Feed XML Schemas became Appendix K: XML Schemas for RSM Data Feeds • Previous Appendix K: CSRS and FERS Retirement Provision became Appendix L <p>In Appendix I, made the following updates:</p> <ul style="list-style-type: none"> • Added Country Code

Release Number	Date	Revision Description
		<ul style="list-style-type: none"> • Added Employing Agency Country Code • Added Employing Agency State Code • Added Military Retired or Retainer Pay Type Code • Added NAF Service Portability Election Law • Added Non-deduction Service Deposit Payment Status • Added SF 2809 Code • Added SF 2810 Code • Added State Code • For FEGLI Event Code, named the Initial Enrollment code '0' instead of 'IE' • For NAF Service Retirement Election Law, added the value '99-638' • For Work Schedule Code, added two new values for U.S. Postal employees: <ul style="list-style-type: none"> ○ 'PF' for Part-time Flex ○ 'PR' for Part-time Regular
5.0	02/2012	<p>Version 5.0 of the GRDR approved by OPM. See below for details on changes in this version of the document.</p> <p>Updated GRDR text to reflect changes in the Program's terminology. References to Retirement Systems Modernization (RSM) replaced with Enterprise Human Resources Integration (EHRI) Retirement Data.</p> <p>Updated GRDR text to remove references to the Reemployed Annuitant Notification Record (RAR); removed the following sections:</p> <ul style="list-style-type: none"> • Section 2.3: Reemployed Annuitant Notification Record • Section 6: Reemployed Annuitant Notification Record • Appendix D – ERR Examples for Reemployed Annuitant <p>Renamed Section 2 from 'Overview of RSM Data Feeds' to 'Overview of EHRI Retirement Data Feeds'</p> <ul style="list-style-type: none"> • Renamed Section 2.1 from 'Retirement Data Feed' to 'Electronic Retirement Record' • Renamed Section 2.2 from 'Summary of Service Data Feed' to 'Summary of Service Record' <p>Renamed Section 3 from 'RSM Data Feed Details' to 'EHRI Retirement Data Feed Details'</p> <p>Removed Section 4.2: Retirements Systems Modernization Retirement Data Dictionary</p> <p>Renamed Section 5 from 'Retirement Data Feed' to 'Electronic Retirement Record'</p> <p>Added Section 5.2: Additional Reporting Guidance</p> <ul style="list-style-type: none"> • Section 5.2.1: Retroactive Adjustments • Section 5.2.2: Sick Leave Expiration Date • Section 5.2.3: Military Service Academy Time • Section 5.2.4: Fiscal Detail Start Date and Fiscal Detail End Date • Section 5.2.5: Part-time Hours Worked • Section 5.2.6: Aggregated Reserve Military Service Deposit <p>Updated Section 5.3:</p> <ul style="list-style-type: none"> • Added the following data elements: <ul style="list-style-type: none"> ○ Submitting Agency Subelement Code (ICD Seq #18) ○ Submitting Personnel Office Identifier (ICD Seq #19) ○ Leave Service Computation Date (ICD Seq #25) ○ Donated Leave Indicator (ICD Seq #32) ○ Nature of Action Description (ICD Seq #34) ○ Firefighter Annualized Basic Pay Rate Indicator (ICD Seq #59) ○ Part-Time Start Date (ICD Seq #74) ○ Part-Time End Date (ICD Seq #75) ○ USPS Part-time Flex Start Date (ICD Seq #79)

Release Number	Date	Revision Description
		<ul style="list-style-type: none"> ○ USPS Part-time Flex End Date (ICD Seq #80) ○ USPS Part-time Regular Start Date (ICD Seq #82) ○ USPS Part-time Regular End Date (ICD Seq #83) ○ Cumulative Military Service Deposit Total Amount Paid (ICD Seq #118) ○ Reserve Military Service Active Duty Start Year (ICD Seq #119) ○ Reserve Military Service Active Duty End Year (ICD Seq #120) ○ Cumulative Reserve Military Service Active Duty Time Years (ICD Seq #121) ○ Cumulative Reserve Military Service Active Duty Time Months (ICD Seq #122) ○ Cumulative Reserve Military Service Active Duty Time Days (ICD Seq #123) ○ Payroll Contact Name (ICD Seq #139) ○ Payroll Contact Telephone Number (ICD Seq #140) ○ Payroll Contact Fax Number (ICD Seq #141) ○ Payroll Contact Email Address (ICD Seq #142) ○ Military Service Deposit Survivor Payment Code (ICD Seq #164) ○ Military Service Serial Number (ICD Seq #185) ● Added the following data elements as optional to the 'RETIREMENT / DEATH / PRELIMINARY DISABILITY ONLY' section: <ul style="list-style-type: none"> ○ Annual Rate of Basic Pay for FEGLI (ICD Seq #171) ○ FEGLI Assignment Indicator (ICD Seq #172) ○ FEGLI Living Benefits Code (ICD Seq #173) ○ FEGLI Post-Election Basic Insurance Amount (ICD Seq #174) ○ FEGLI Basic Coverage Indicator (ICD Seq #175) ○ FEGLI Option A Indicator (ICD Seq #176) ○ FEGLI Option B Number of Multiples (ICD Seq #177) ○ FEGLI Option C Number of Multiples (ICD Seq #178) ○ Court Orders for FEGLI Purposes Indicator (ICD Seq #179) ○ FEGLI Court Order Receipt Date (ICD Seq #180) ○ Date SF2819 Issued (ICD Seq #181) ○ Converted FEGLI to Private Policy Indicator (ICD Seq #182) ● Removed the following data elements: <ul style="list-style-type: none"> ○ Removed 'LWOP Retirement Deductions End Date' ○ Removed 'LWOP-OWCP Third Party Settlement Period Start Date' ○ Removed 'LWOP-OWCP Third Party Settlement Period End Date' ○ Removed 'Elected Retirement Contributions Indicator' ○ Removed 'Elected Health Insurance Contributions Indicator' ○ Removed 'Elected Life Insurance Contributions Indicator' ● Renamed the following data elements: <ul style="list-style-type: none"> ○ Changed 'Manual Retirement Reason Code' to 'Manual Submission Reason Code' (ICD Seq #30) and updated the definition. Previously tracked under the 'RETIREMENT / DEATH ONLY', now tracked for all triggers. ○ Changed 'Annuitant Indicator' to 'Annuitant Code' (ICD Seq #38) ○ Changed 'Position Title' to 'Position Title Description' (ICD Seq #39) and updated the definition to match the Guide to Data Standards (GDS) ○ Changed 'Hypothetical Full-time Tour of Duty for Part-time Employees in Hours' (ICD Seq #53) to 'Hypothetical Full-time Regular Tour of Duty for Part-time Employees' and updated the definition to match the GDS ○ Changed 'Retirement System Type Code' to 'Retirement Plan Code' (ICD Seq #60) and updated the definition to match the GDS ○ Changed 'Start Date of Pay Year' to 'Fiscal Detail Start Date' (ICD Seq #62) ○ Changed 'End Date of Pay Year' to 'Fiscal Detail End Date' (ICD Seq #63) ○ Changed 'Part-time Hours Worked per Year' (ICD Seq #73) to 'Part-time Hours Worked'

Release Number	Date	Revision Description
		<ul style="list-style-type: none"> ○ Changed 'USPS Part-time Flex Hours Worked per Year' to 'USPS Part-time Flex Hours Worked' (ICD Seq #78) ○ Changed 'USPS Part-time Regular Hours Worked per Year' to 'USPS Part-time Regular Hours Worked' (ICD Seq #81) ○ Changed 'Military Service Deposit Cumulative Payment Amount' (ICD Seq #112) to 'Military Service Deposit Total Amount Paid' ● Changed the priority for the following data elements: <ul style="list-style-type: none"> ○ Retirement Claim Number (ICD Seq #31), change the priority from 2 to 3 ○ OWCP Claim Number (ICD #91), changed priority from 2 to 3 ○ Military Service Lost Time (ICD Seq #102), changed the priority from 2 to 3 ● Updated the description for the following data elements to match the Guide to Data Standards: <ul style="list-style-type: none"> ○ Citizenship Country Code (ICD Seq #17) ○ Occupational Series Type Code (ICD Seq #41) ○ Position Occupied Code (ICD Seq #42) ○ Grade, Level, Class, Rank, or Pay Band Code (ICD Seq #47) ○ Step or Rate Type Code (ICD Seq #48) ○ Pay Basis Type Code (ICD Seq #49) ○ Duty Station Code (ICD Seq #50) ○ Work Schedule Code (ICD Seq #51) ○ Federal Employees Health Benefits (FEHB) Plan Code (ICD Seq #125) ○ FEHB Event Code (ICD Seq #128) ○ FEGLI Event Code (ICD Seq #131) ● Update the description or notes for the following data elements: <ul style="list-style-type: none"> ○ Updated the notes for 'Retirement Service Computation Date' (ICD Seq #24) to explain that this field should be left blank if it is unknown ○ Updated the notes for 'Frozen Sick Leave Balance Hours' (ICD Seq #28) and 'Frozen Sick Leave Expiration Date for an Uncommon Tour of Duty' (ICD Seq #29) to explain that this field should be provided for triggers other than FERS Election if known ○ Updated the description for 'Retirement Claim Number' (ICD Seq #31) to clarify that the Retirement Claim Number is assigned by OPM for a retirement, not for retirement and death ○ Updated the notes for 'Special Population Code' (ICD Seq #43) and Electronic Retirement Record XSD to allow more than one Special Population Code to be provided per service action ○ Updated the definition of 'Retirement Creditable Adjusted Basic Pay Rate' (ICD Seq #55) and 'Additional Retirement Creditable Basic Pay Rate' (ICD Seq #56) to note the pay rate should not exceed applicable pay caps ○ Updated the definition of 'Cumulative Salary Deduction Amount' (ICD Seq #64) to reference where this reported on the IRR and updated the notes to clarify that zero (0) should be provided whenever an entire fiscal year is for non-deduction service ○ Updated the definition of 'Retirement Creditable Earnings for Social Security' (ICD Seq #69) to clarify that this amount should not exceed the social security contribution and benefit base for the year ○ Updated the definition of 'Salary Offset by Annuity Amount' (ICD Seq #70) ○ Updated the notes for 'Intermittent Work Unit Code' (ICD Seq #76) and 'Intermittent Work Amount' (ICD Seq #77) to explain that these fields should be provided for intermittent work schedules even if there is no intermittent work ○ Updated the notes for 'Part-time Hours Worked' (ICD Seq #73), 'USPS Part-time Flex Hours Worked' (ICD Seq #78), and 'USPS Part-time Regular Hours Worked' (ICD Seq #81) to explain these fields should be provided for part-time work schedules even if there is no part-time work

Release Number	Date	Revision Description
		<ul style="list-style-type: none"> ○ Updated the notes for 'Retroactive Adjustment Reason Code' (ICD Seq #98) and Electronic Retirement Record XSD to allow more than one Retroactive Adjustment Reason Code to be provided per Retroactive Adjustment ○ Updated the notes for 'Military Service Active Duty End (To) Date' (ICD Seq #101) to explain when this data element is required instead of when it is not required ○ Updated the definition of 'Military Service Deposit Interest Accrual Date (ICD Seq #110) to clarify that this data element is for the original date interest started to accrue, not the interest accrual anniversary date ○ Updated the definition of 'Absent-Uniformed Services Hours of Paid Leave' (ICD Seq #117) to clarify this data element is for civilian paid leave. Changed the data concept from 'LWOP' to 'Service Credit'. ○ Updated the notes for 'Federal Employees Health Benefits (FEHB) Plan Code' (ICD Seq #125) and 'FEHB Effective Date' (ICD Seq #126) to clarify that all FEHB Plan Codes and Effective Dates for those plans should be provided for the period of service covered by the record ○ Updated the notes for 'FEHB End Date' (ICD Seq #127) to explain that this field is not required for non-plan codes ○ Updated the data concept from 'Metadata' to 'Certification' for 'Certified Date' (ICD Seq #132), 'Certified By' (ICD Seq #133), and 'Certifier Title' (ICD Seq #134) ○ Updated the definition of 'Early Retirement Authority Code' (ICD Seq #157) to clarify that the data element is for the VERA authority ○ Updated the notes for 'Last Day in Pay Status' (ICD Seq #166) to clarify that this data element is for the last day the employee received pay ● Moved the following data elements previously tracked under the 'RETIREMENT / PRELIMINARY DISABILITY ONLY' section to the section for all triggers: <ul style="list-style-type: none"> ○ Renamed 'Employing Agency Official Name' to 'Human Resource Contact Name' (ICD Seq #135) ○ Renamed 'Employing Agency Official Telephone Number' to 'Human Resource Contact Telephone Number' (ICD Seq #136) ○ Renamed 'Employing Agency Official Fax Number' to 'Human Resource Contact Fax Number' (ICD Seq #137) ○ Renamed 'Employing Agency Official Email Address' to 'Human Resource Contact Email Address' (ICD Seq #138) ● Added a new section for data elements that are only specific to the Separation, Retirement, and Death-in-Service triggers. Moved the following data elements previously tracked under the 'SEPARATION / RETIREMENT/ DEATH / PRELIMINARY DISABILITY ONLY' section: <ul style="list-style-type: none"> ○ Last Day in Pay Status (ICD Seq #166) ○ Retirement Designation of Beneficiary Indicator (ICD Seq #167) ● Added a new section for data elements that are only specific to the Transfer, Separation, Retirement, and Death-in-Service triggers. Moved the following data elements previously tracked under the section for all triggers: <ul style="list-style-type: none"> ○ Sick Leave Balance Hours (ICD Seq #169) ○ Sick Leave Expiration Date for an Uncommon Tour of Duty (ICD Seq #170) ● Moved the following data element previously tracked under the 'PRELIMINARY DISABILITY ONLY' section to the 'RETIREMENT / PRELIMINARY DISABILITY ONLY' section: <ul style="list-style-type: none"> ○ Terminal or Life Threatening Priority Indicator (ICD Seq #184) ● Moved 'Military Service Deposit Election Indicator' (ICD Seq #159) from the 'RETIREMENT / DEATH ONLY' section to the 'RETIREMENT ONLY' section <p>Renamed Section 6 from 'Summary of Service Data Feed' to 'Summary of Service</p>

Release Number	Date	Revision Description
		<p>Record'</p> <p>Updated Section 6.1:</p> <ul style="list-style-type: none"> • Included additional guidance on how to report NAF service in the Summary of Service Data Feed <p>Updated Section 6.2:</p> <ul style="list-style-type: none"> • Added the following data elements: <ul style="list-style-type: none"> ○ Legal Authority Code 1 (ICD Seq #116) ○ NAF Service Total Hours Worked (ICD Seq #117) ○ Retirement Application Format Code (ICD Seq #118) ○ Spouse's Consent to Survivor Election Indicator (ICD Seq #119) ○ DD214 Indicator (ICD Seq #120) ○ Return of Military Service Credit Deposit Indicator(ICD Seq #121) ○ Federal Income Tax Withholding Indicator (ICD Seq #122) ○ FEHB Previous Coverage Documentation Indicator (ICD Seq #123) ○ Manual Submission Reason Code (ICD Seq#124) ○ Dual Appointment Indicator (ICD Seq #125) ○ Payroll Contact Name (ICD Seq #126) ○ Payroll Contact Telephone Number (ICD Seq #127) ○ Payroll Contact Fax Number (ICD Seq #128) ○ Payroll Contact Email Address (ICD Seq #129) ○ Submitting Agency Subelement Code (ICD Seq #130) ○ Submitting Personnel Office Identifier (ICD Seq #131) • Renamed the following data elements: <ul style="list-style-type: none"> ○ Changed 'Hypothetical Full-time Tour of Duty for Part-time Employees in Hours' (ICD Seq #31) to 'Hypothetical Full-time Regular Tour of Duty for Part-time Employees' and updated the definition to match the GDS ○ Changed 'Part-time Hours Worked per Year' (ICD Seq #32) to 'Part-time Hours Worked' ○ Changed 'NAF Service Retirement Election Law' to 'NAF Service Credit Election Law' (ICD Seq #44) ○ Changed 'Retirement System Type Code' to 'Retirement Plan Code' (ICD Seq #48) ○ Changed 'Employing Agency Official Name' to 'Human Resource Contact Name' (ICD Seq #71) ○ Changed 'Employing Agency Official Telephone Number' to 'Human Resource Contact Telephone Number' (ICD Seq #72) ○ Changed 'Employing Agency Official Fax Number' to 'Human Resource Contact Fax Number' (ICD Seq #73) ○ Changed 'Employing Agency Official Email Address' to 'Human Resource Contact Email Address' (ICD Seq #74) • Update the description or notes for the following data elements: <ul style="list-style-type: none"> ○ Updated the notes for 'NAF Service Component Code' (ICD Seq #43) to explain that this field is required for NAF Service subject to CSRS or FERS coverage and used for service credit ○ Updated the definition of FEGLI Post-Election Basic Insurance Amount (ICD Seq #59) to match the definition in the GDS ○ Updated the definition of Court Orders for FEGLI Purposes Indicator (ICD Seq #64) to match the definition in the GDS <p>Renamed the following Appendices:</p> <ul style="list-style-type: none"> • Changed Appendix A from 'Separation Business Example' to 'ERR Example for Separation' • Changed Appendix B from 'Transfer Business Example' to 'ERR Example for Transfer' • Changed Appendix C from 'FERS Election Business Example' to 'ERR Example for FERS Election' <p>Changed Appendix E from 'Reemployed Annuitant Separation Business Examples' to Appendix D 'ERR Examples for Reemployed Annuitant Separation'</p>

Release Number	Date	Revision Description
		<ul style="list-style-type: none"> • Changed Appendix F from 'At-Retirement Business Example' to Appendix E 'ERR and SSR Example for Retirement' • Changed Appendix G from 'Death-in-Service Business Example' to Appendix F 'ERR and SSR Example for Death-in-Service' • Changed Appendix H from 'Preliminary Disability Retirement Business Example' to Appendix G 'ERR and SSR Examples for Preliminary Disability Retirement' • Changed Appendix I from 'Appendix I – Data Dictionary Valid Values' to 'Appendix H – Retirement Data Valid Values' • Changed Appendix J to Appendix I • Appendix K from 'Appendix K – XML Schemas for the RSM Data Feeds' to 'Appendix J – XML Schemas for the EHRI Retirement Data Feeds' • Changed Appendix L to Appendix K <p>In Appendix H, made the following updates:</p> <ul style="list-style-type: none"> • For Additional Retirement Creditable Basic Pay Rate Code, replaced the description of value '02'; changed the description from 'Environmental Differential Pay' to 'Pharmacist Executive Pay' • For FEGLI Event Code, removed the list of valid values because they are referenced in the GDS • For FEHB Event Code, removed the list of valid values because they are referenced in the GDS • For Legal Authority Code, added Agency-specific codes as valid values • For LWOP Type Code, added guidance about using specific values and changed the description of value '04' from 'Union Official' to 'Union Official / International Organization' • For Manual Submission Reason Code, <ul style="list-style-type: none"> ○ Removed values for <ul style="list-style-type: none"> ▪ Military Technician ▪ Customs Border Protection ▪ FERCCA ▪ OWCP ○ Added values for <ul style="list-style-type: none"> ▪ International Organization ▪ Dual Appointment ▪ Intergovernmental Personnel Act (IPA) Assignment ▪ Union Official Assignment • For Military Service Character of Service Code, <ul style="list-style-type: none"> ○ Changed the value for Honorable from 'H' to '01' ○ Changed the value for Under Honorable Conditions (General) from 'G' to '02' ○ Changed the value for Under Other Than Honorable Conditions from 'O' to '03' ○ Removed the value 'C' for Clemency Discharge Vietnam Era (not honorable) ○ Removed the value 'B' for Bad Conduct ○ Removed the value 'D' for Dishonorable ○ Removed the value 'U' for Uncharacterized ○ Added the value '04' for Entry Level Separation ○ Added the value '05' for Academy Time • For Military Service Deposit Payment Status, removed the value '04' for Pending (Survivor) • Added valid values for Military Service Deposit Survivor Payment Code • For NAF Service Component Code, replaced the description of value '04'; changed the description from 'Bureau of Naval Personnel' to 'Commander Navy Installations Command (CNIC)' • Added valid values for Retirement Application Format Code

Release Number	Date	Revision Description
		<ul style="list-style-type: none"> • For CSRS and FERS Statutory Provision for Retirement, added a value for Supplemental or Re-determined Annuity for reemployed annuitants <p>In March 2012, made the following revisions to the guidance and supplemental materials on the OPM website. There were no changes to the ERR or SSR specifications.</p> <p>In Appendix H, made the following updates:</p> <ul style="list-style-type: none"> • For Additional Retirement Creditable Basic Pay Rate Code, replaced the description of value '01'; changed the description from 'Night Differential Pay for Wage Employees' to 'Night Shift Differential Pay for Wage Employees' • Renamed 'Retirement System Type Code' to 'Retirement Plan Code' • For Statutory Provision for Retirement – CSRS, in the description for 8336(m) and 8336(n) remove the firefighter reference (FF) <p>In Appendix K, made the following updates:</p> <ul style="list-style-type: none"> • Revised the minimum service description for 8336(m) to remove the firefighter reference (FF) • Revised the minimum service description for 8336(n) to remove the firefighter reference (FF) <p>Updated XML Schema Definitions for ElectronicRetirementRecord-5.0.xsd and CertifiedSummaryOfService-5.0.xsd</p> <p>Updated Excel and XML business examples to comply with updated ERR and SSR XSD files</p>
5.1	03/2014	<p>Updated Section 2.6</p> <ul style="list-style-type: none"> • Amended entire section to reflect that once a record has been sent to the Retirement Data Repository, data providers cannot cancel the record, rather a corrections record must be sent providing the reason for the cancellation. <p>Updated Section 1.5 for corrected contact information</p>

Release Number	Date	Revision Description
5.2	03/2015	<p>Minor edits in Section 1.2</p> <p>Updated Figure 1 graphics in Section 1.3</p> <p>Updated Section 1.6</p> <ul style="list-style-type: none"> • Inserted Phased Retirement cases <p>Updated Section 2.1</p> <ul style="list-style-type: none"> • Inserted Phased Retirement ERR <p>Corrected graphic in Section 2.3</p> <p>Updated Section 4.1</p> <ul style="list-style-type: none"> • Added language to description • Added elements to table 5 – Record Specification Columns <p>Updated Section 5.1</p> <ul style="list-style-type: none"> • Added phased retirement language • Added paragraph explaining phased retirement <p>Updated Section 5.3</p> <ul style="list-style-type: none"> • Added phased retirement language to introduction • Deleted old table • Created a new table with columns for each ERR using checkmarks to indicate data element requirements <p>Updated Section 6.1</p> <ul style="list-style-type: none"> • Added Phased Retirement Triggers to Table 8 <p>Updated Section 6.2</p> <ul style="list-style-type: none"> • Added language to description • Deleted old table and created a new Table 9 – Summary of Service Specification • Added new Elements: Annuity Estimate, Estimated Annuity Supplement, Annuity Supplement Effective Date <p>Updated Section 6.3</p> <ul style="list-style-type: none"> • Added columns for phased retirement in Table 10 – Supporting Document Indicators • Added new element: SF 3116 Elections Form Indicator

Table of Contents

Contents

	Table of Contents.....	xii
1	General Information.....	1
1.1	Objective.....	1
1.2	Scope.....	1
1.3	Retirement Data Feed Submissions	2
1.4	Reporting Requirement	3
1.5	Contact Information	3
1.6	Document Overview.....	3
2	Overview of EHRI Retirement Data Feeds.....	6
2.1	Electronic Retirement Record.....	6
2.1.1	Data Management.....	6
2.1.2	Net Effect of HR Actions	8
2.2	Summary of Service Record.....	9
2.3	Data Submission Overview.....	9
2.4	File Transmission Frequency	10
2.5	Data Corrections.....	11
2.6	Cancellations	11
2.7	Supporting Documentation	12
3	EHRI Retirement Data Feed Details.....	13
3.1	Packaging Records for Transmission	13
3.1.1	Package Data Files.....	13
3.1.2	File Naming Conventions	16
3.1.3	XML Schemas.....	18
3.2	Submitting Data to OPM.....	18
4	Overall Record Specification.....	19
4.1	Overview.....	19
4.2	Data Element Format Types	20
5	Electronic Retirement Record.....	21
5.1	Overview.....	21
5.2	Additional Reporting Guidance	23
5.2.1	Retroactive Adjustments	23
5.2.2	Sick Leave Expiration Date	24
5.2.3	Military Service Academy Time.....	25
5.2.4	Fiscal Detail Start Date and Fiscal Detail End Date.....	26
5.2.5	Part-time Hours Worked	27
5.2.6	Aggregated Reserve Military Service Deposit.....	27
5.3	Electronic Retirement Record Specification.....	29
6	Summary of Service Record.....	74
6.1	Overview.....	74

6.2 Summary of Service Record Specification.....	77
6.3 Supporting Documentation Indicators.....	102
Appendix A – ERR Example for Separation	103
Appendix B – ERR Example for Transfer.....	104
Appendix C – ERR Example for FERS Election	105
Appendix D – ERR Examples for Reemployed Annuitant Separation	108
Appendix E – ERR and SSR Example for Retirement	110
Appendix F – ERR and SSR Example for Death-In-Service.....	112
Appendix G – ERR and SSR Examples for Preliminary Disability Retirement	114
Appendix H – Retirement Data Valid Values	117
Appendix I – Data Transfer Package Example	126
Data Transfer Package Manifest Example	126
Data Transfer Package Data File Example	127
Appendix J – XML Schemas for the EHRI Retirement Data Feeds.....	129
Appendix K – CSRS and FERS Retirement Provisions	130

LIST OF FIGURES

Figure 1: EHRI Retirement Data Feeds	2
Figure 2: Net Effect of HR Actions	8
Figure 3: EHRI Retirement Data Feed Process Flow Diagram.....	9
Figure 4: Data Feed Submission Timing Example	10
Figure 5: Data Transfer Package Elements	13
Figure 6: Timeline for FERS Election Example #1.....	108
Figure 7: Timeline for FERS Election Example #2.....	109
Figure 8: Timeline for FERS Election Example #3.....	109
Figure 9: Timeline for Retirement Example	113
Figure 10: Timeline for Death-in-Service Example.....	115
Figure 11: Timeline for Preliminary Disability Retirement Example #1	117
Figure 12: Timeline for Preliminary Disability Retirement Example #2	118

LIST OF TABLES

Table 1: Contact Information	3
Table 2: Retirement Data Feed Submission Timeframe	11
Table 3: Package Data File Naming Convention	16
Table 4: Optional Binary File Naming Convention	18
Table 5: Record Specification Columns	19-20
Table 6: Data Element Format Types	20
Table 7: Electronic Retirement Record Specification.....	29-76
Table 8: Triggers for ERR and SSR.....	77
Table 9: Summary of Service Specification.....	80-104
Table 10: Supporting Documentation Indicators	105
Table 11: Retirement Data Valid Values	120-129
Table 12: CSRS Retirement Provisions	134-137
Table 13: FERS Retirement Provisions.....	138-140

1 General Information

1.1 Objective

The Office of Personnel Management (OPM) is responsible for the administration of the two primary Federal Retirement Programs covering more than 2.9 million active employees and 2.4 million annuitants who are eligible for retirement benefits under the Civil Service Retirement System (CSRS) or Federal Employee Retirement System (FERS). OPM initiated the Enterprise Human Resources Integration Retirement Data (EHRI RD) program as a strategic initiative to standardize and automate retirement data collection using modern technology to help ensure retirees and annuitants are paid accurately.

OPM's strategic priorities for this initiative are to modernize the retirement system to upgrade mission-critical legacy systems supporting the retirement process; migrate from a paper-based environment to an electronic system of retirement data management; and improve retirement processing and post-retirement processing efficiency.

1.2 Scope

A key component of the EHRI Retirement Data effort is to provide an electronic exchange of standardized retirement data needed to process retirements for federal employees in a timely and accurate manner. OPM collaborated with internal subject matter experts (SMEs), external Shared Service Centers (SSCs), and agency representatives to identify the most appropriate data to support this standard.

In coordination with multiple internal experts and external organizations, OPM worked to develop a standard method of submitting retirement-relevant data. Initially this data will be used primarily for centralized collection and review. However, over time this retirement data repository is intended to support three goals:

1. Become the authoritative source of retirement data used to feed OPM's retirement calculator
2. Provide a centralized location for agencies to securely review, and eventually update, retirement data for appropriate employees (permission-based)
3. Replace paper submissions of Individual Retirement Records

This document supports these larger initiatives by explaining the reporting requirement, file transmission details, and submission frequency expectations. This document addresses the detailed data requirements for two retirement-relevant data feeds – the Electronic Retirement Record (ERR) and the Summary of Service Record (SSR). The specification extends to all Title 5 employees and non-Title 5 organizations such as the United States Postal Service (USPS), the Intelligence Community, and Legislative and Judicial Branch employees. OPM will work individually with those smaller organizations that do not use an external data provider as well as those groups using a commercial supplier.

1.3 Retirement Data Feed Submissions

As mentioned in the previous section, this document provides the reporting requirements for two retirement-relevant data feeds, which for the remainder of this document will be collectively referred to as the “EHRI Retirement Data Feeds”. The EHRI Retirement Data Feeds are:

- Electronic Retirement Record (ERR) – Refer to Section 5: Electronic Retirement Record for more details
- Summary of Service Record (SSR) – Refer to Section 6: Summary of Service Record for more details

Figure 1 below maps the current paper form to the corresponding data feed.

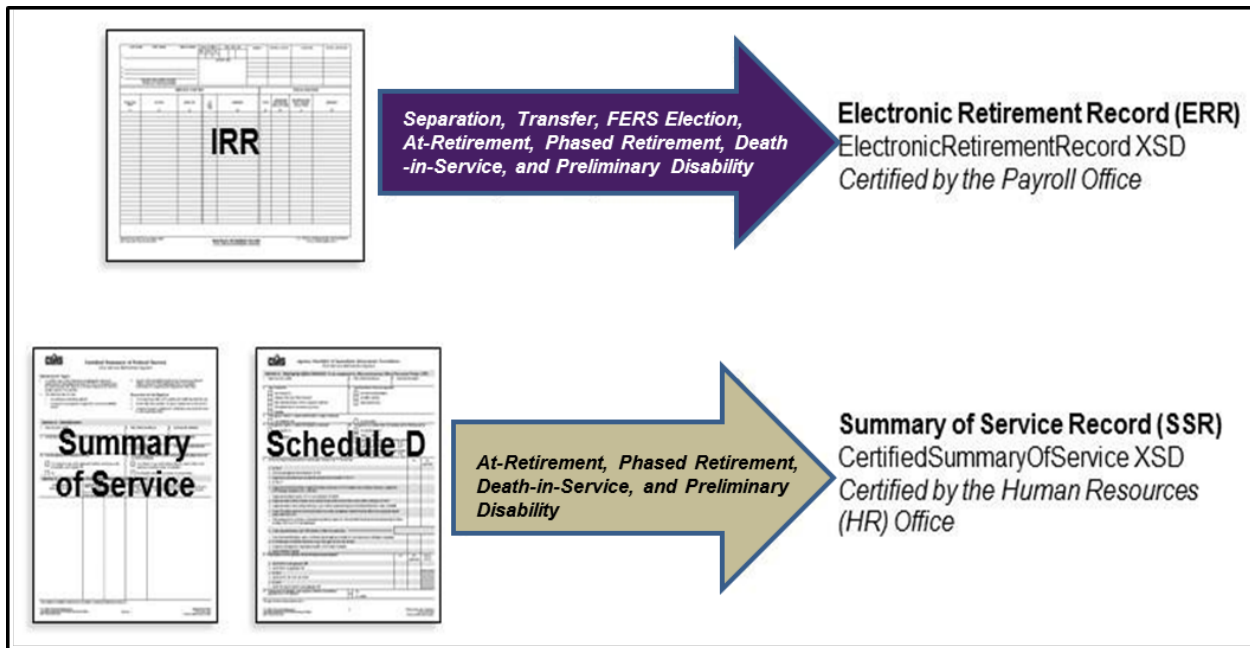


Figure 1: EHRI Retirement Data Feeds

Initially, the Electronic Retirement Record will not replace the current practice of preparing and submitting to OPM the hard copy Register of Separations and Transfers (SF-2807 and SF-3103) nor Individual Retirement Records (SF-2806 and SF-3100). Correspondingly, the Summary of Service Record will not immediately replace the paper retirement application process. As electronic data becomes the standard and accepted source of retirement data, OPM will update relevant policies and procedures to reflect this new process.

As the data acceptance and testing process, which is discussed in more detail in Section 2: Overview of EHRI Retirement Data Feeds matures, OPM will establish a Memorandum of Understanding (MOU) with each SSC or agency that provides retirement data. All MOUs will be coordinated through appropriate stakeholders, both internal and external to OPM, prior to signature. This MOU will confirm the submission of certified data for use in the adjudication of retirement and death-in-service claims and ensure compliance with relevant laws, regulations, rules and official guidance governing electronic systems of records design.

Until there is an MOU with OPM in place, agencies will continue current paper applications and

manual processes while working with their data provider to accommodate the EHRI Retirement Data Feeds. For the majority of agencies, actual data submissions will be managed by its supporting data provider. Agencies will only need to submit the feed themselves if it does not use an SSC for Human Resources (HR) and Payroll services.

For the purposes of this document “data provider” can indicate any data source – agency, SSC, or otherwise.

1.4 Reporting Requirement

The Office of Personnel Management's authority to prescribe Federal Retirement data standards is based on:

United States Code: Chapters 83, 84, 87, 89, and 90

Code of Federal Regulations: Parts 831, 837, 839, 841, 842, 843, 844, 845, 846, 847, 870, 875, 880, 890, 892, and 894.

1.5 Contact Information

Role	Name	Phone	Email
OPM Chief Information Officer	Donna K. Seymour	(202) 606-2150	Donna.seymour@opm.gov
Director, EHRI	Victor Karcher	(724) 794-2005 ext. 3209	victor.karcher@opm.gov
Associate Director, Retirement Services	Kenneth Zawodny	(724) 794-5612 ext. 4430	kenneth.zawodnyjr@opm.gov
Program Manager, EHRI Data Warehouse	Jerry Clark	(202) 606-8166	jerry.clark@opm.gov
Program Manager, EHRI IT Operations	Paul Burke	(202) 606 4809	paul.burke@opm.gov
Retirement Data Technical Lead	Jamie Helms	(612) 306-3753	jamie.helms@opm.gov
Retirement Data Functional Lead	Paul Biedlingmaier	(202) 606-3276	Paul.Biedlingmaier@opm.gov

Table 1: Contact Information

1.6 Document Overview

This document, the Guide to Retirement Data Reporting or GRDR, is divided into the following sections:

Overview of EHRI Retirement Data Feeds: Provides a high level summary of the Retirement Data feeds.

EHRI Retirement Data Feed Details: Provides a detailed technical view of the Retirement Data feeds, file formats and other processing details.

Overall Record Specification: Provides an overview for the layout of the various data feed descriptions.

Electronic Retirement Record: Provides an overview of the data elements required for the Separation, Transfer, FERS Election, Retirement, Phased Retirement, Death-in-Service, and Preliminary Disability Retirement Triggers for the Electronic Retirement Record.

Summary of Service Record: Provides an overview of the data elements required for the Summary of Service Record.

Appendix A – ERR Example for Separation: A business example of the ERR for the Separation trigger.

Appendix B – ERR Example for Transfer: A business example of the ERR for the Transfer trigger.

Appendix C – ERR Example for FERS Election: Business examples of the ERR for the FERS Election trigger.

Appendix D – ERR Examples for Reemployed Annuitant Separation: Business examples of the ERR for the Separation trigger for a reemployed annuitant.

Appendix E – ERR and SSR Example for Retirement: A business example of the ERR and SSR for the At-Retirement trigger.

Appendix F – ERR and SSR Example for Death-In-Service: A business example of the ERR and SSR for the Death-in-Service trigger.

Appendix G – ERR and SSR Examples for Preliminary Disability Retirement: Business examples of the ERR and SSR for the Preliminary Disability Retirement trigger.

Appendix H – Retirement Data Valid Values: Provides a list of the valid values for data elements in the ERR, and SSR.

Appendix I – Data Transfer Package Example: Provides an example of the contents of a data transfer package.

Appendix J – XML Schemas for the EHRI Retirement Data Feeds: The XML Schema Definitions (XSD's) for the EHRI Retirement Data Feeds, which includes the Electronic Retirement Record specification (ElectronicRetirementRecord.xsd), and Summary of Service Record specification (CertifiedSummaryOfService.xsd). Also included are the Data Transfer Package specification (DataTransfer.xsd) and repository instruction specification (RetirementRepositoryInstruction.xsd).

Appendix K – CSRS and FERS Retirement Provisions: Provides a list and description of CSRS and FERS statutory provisions for retirement. This list further clarifies the Statutory Provision for Retirement data element.

2 Overview of EHRI Retirement Data Feeds

2.1 Electronic Retirement Record

The Electronic Retirement Record (ERR) will eventually replace the paper IRR (SF 2806 / SF 3100) and should be submitted to OPM whenever an agency submits a paper IRR to OPM today. OPM has identified the following events as triggers for transmitting the ERR:

- Separation – an employee separates from the Federal Government
- Transfer – an employee transfers to a different federal agency or transfers data provider
- FERS Election – an employee elects FERS coverage
- Retirement – an employee applies for a retirement or OPM approves the employee for a disability retirement
- Death-in-Service – an employee dies while actively employed at a federal agency
- Preliminary Disability Retirement – an employee applies for a disability retirement
- Phased Retirement – an employee enters phased employment/phased retirement

With the ERR, OPM does not intend to disrupt the current practice of having the agency maintain the data and the payroll office certify the data prior to submitting it to OPM.

2.1.1 Data Management

Each agency is responsible for maintaining and collecting the data in the ERR specification for employees with covered service, which is also referred to as creditable service (i.e. service in which the employee's pay is subject to CSRS, CSRS Offset or FERS retirement deductions).

Covered service includes reemployed Civil Service Retirement System (CSRS) annuitants, regardless of whether the annuitants are making retirement deductions. Federal Employees Retirement System (FERS) reemployed annuitants are also included in the scope of the retirement feed, but not highlighted because retirement deductions are automatically withheld when applicable. Although CSRS reemployed annuitants may have a retirement plan code of "None" or FICA Only, retirement data must be collected for this population. Service for reemployed annuitants with a dual compensation waiver is not considered covered for retirement purposes and does not need to be documented by the agency for the retirement data feed unless the waiver expires and the employee is still employed by the agency.

Additionally, if an employee converts to a covered position while at the agency, retirement data must also be collected and provided for the non-deduction service (e.g. temporary appointment or intermittent work schedule) if there is no break in service. Non-deduction service is a period of service during which retirement deductions were not withheld from an employee's salary.

The ERR allows more than one period of non-deduction service to be reported for an employee per year. If a period of non-deduction service includes an intermittent work schedule and a different work schedule, the intermittent service needs to be reported separately because of the

unique business rules for determining an intermittent service deposit. For reemployed annuitants, there are also unique rules for establishing service credit for intermittent service.

2.1.2 Net Effect of HR Actions

Due to the nature of how cancellations and corrections are applied to Federal Human Resources data, it is impossible for OPM to systematically reconcile an employee's service actions exactly as recorded by the agency. For example, consider the case where more than one action with the same NOA code occurs on the same effective date. If one of those actions is corrected or cancelled, it is impossible to know which one is affected by the cancellation or correction without some sort of sequence number or indicator of the order that actions occurred. Currently this sequence is not provided by agencies. Without a sequence number, OPM would not be able to interpret cancellations and corrections accurately.

When providing employee service data, OPM requires that providers convey the "net effect" of a n HR Action, that is, the final outcome of actions after cancellations and corrections have been reconciled and applied. The figure below provides a graphical example of "net effect." In the example, the left portion in the blue box represents original NOA codes (on the left) subsequently corrected or cancelled by others (on the right). Field X and Field Y exemplify data elements that changed as a result of the corrections. The right portion in the orange box depicts the net effect with cancellations and corrections reconciled. This is the way service action data must be submitted to OPM. OPM will not accept NOA codes that represent cancellations or corrections in the ERR.

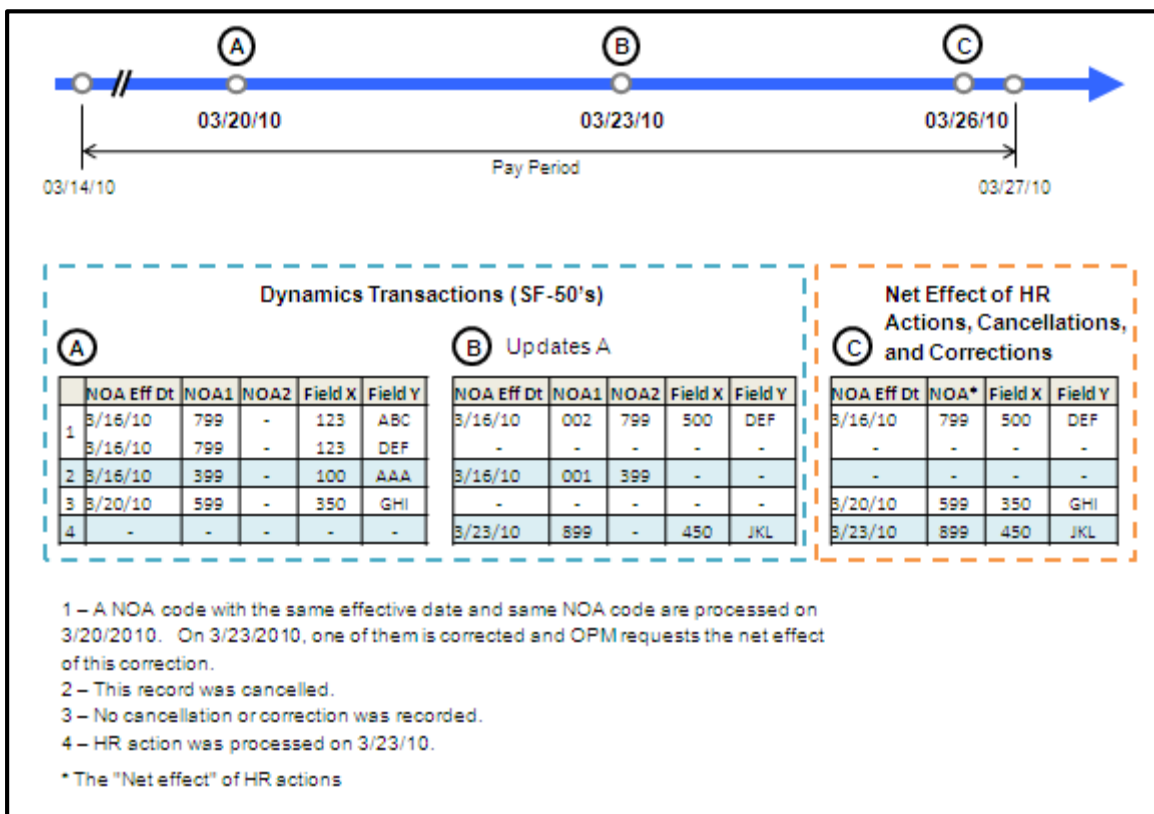


Figure 2: Net Effect of HR Actions

2.2 Summary of Service Record

The SSR will take the place of the Certified Summary of Federal Service (SF 2801-1 / SF 3107-1) and Agency Checklist of Immediate Retirement Procedures (Schedule D). The SSR should be submitted to OPM whenever an agency submits a paper retirement application to OPM today. The following key factors distinguish the Summary of Service Record from the Electronic Retirement Record:

- The SSR is only supplied for retirements and deaths-in-service (not necessary for all events that generate an IRR, like a transfer or termination).
- The SSR is certified by the Human Resources (HR) Office.
- The SSR documents service history at prior federal agencies through review of the Official Personnel Folder (OPF).

With the SSR, OPM does not intend to disrupt the current practice of having the agency provide the data and the HR office certify the data prior to submitting it to OPM.

2.3 Data Submission Overview

Data providers will be expected to submit their retirement related data to EHRI in an XML format. Specific details about the contents of the feed can be found in Section 3 - EHRI Retirement Data Feed Details.

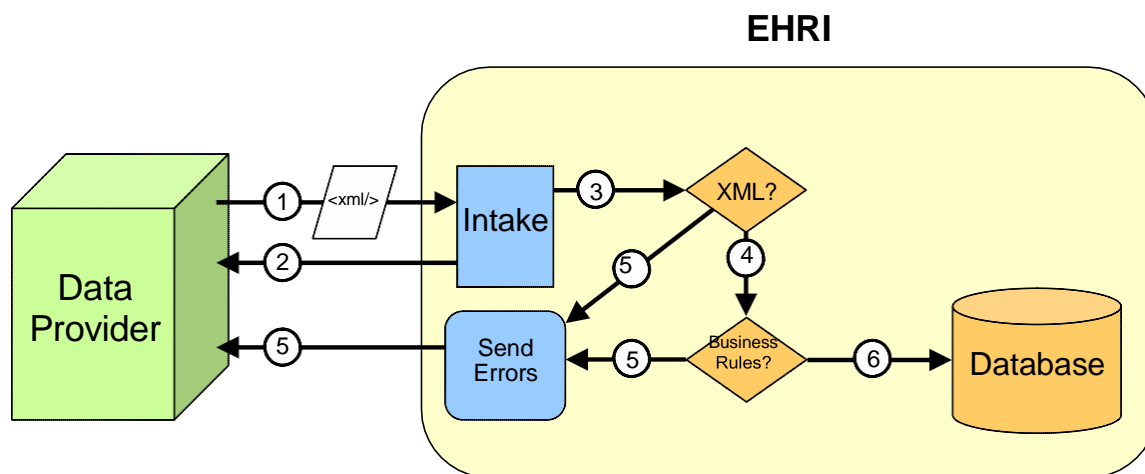


Figure 3: EHRI Retirement Data Feed Process Flow Diagram

The picture above depicts the high-level retirement data feed processing flow between the provider and EHRI. The steps labeled in the picture are detailed below:

1. The providers submit a Data Package containing XML representations of an employee's retirement data.
2. EHRI will respond to the providers with an electronic acknowledgement that the package
3. The Data Package is validated to ensure it meets all data integrity checks, including a

check for well-formed and schema-compliant XML data, and security checks.

4. The Data Package is opened up and the retirement records and their metadata are validated against the business rules that are applied to each record based on the record and trigger, as applicable.
5. Any errors originating in the XML validation phase are submitted to the provider.
6. The retirement records, along with their metadata, are loaded into the Retirement Data Repository (RDR) after passing and being validated against appropriate business rules.

2.4 File Transmission Frequency

Data providers will be responsible for scheduling data transmissions to EHRI. When data providers process one of the triggering events on employees with covered service, the ERR should be submitted to EHRI after the close of the pay period following the effective date of the triggering action (i.e. transfer, separation, retirement, death, etc.). The data should be submitted prior to the subsequent pay period but no later than 30 days beyond the effective date of the action. For example, a separation occurs with an effective date that falls within pay period 5.

The corresponding data feed can be submitted between the close of pay period 5 and the close of pay period 6 but no later than 30 days past the separation's effective date regardless of where that date falls in subsequent pay periods (see Figure 4).

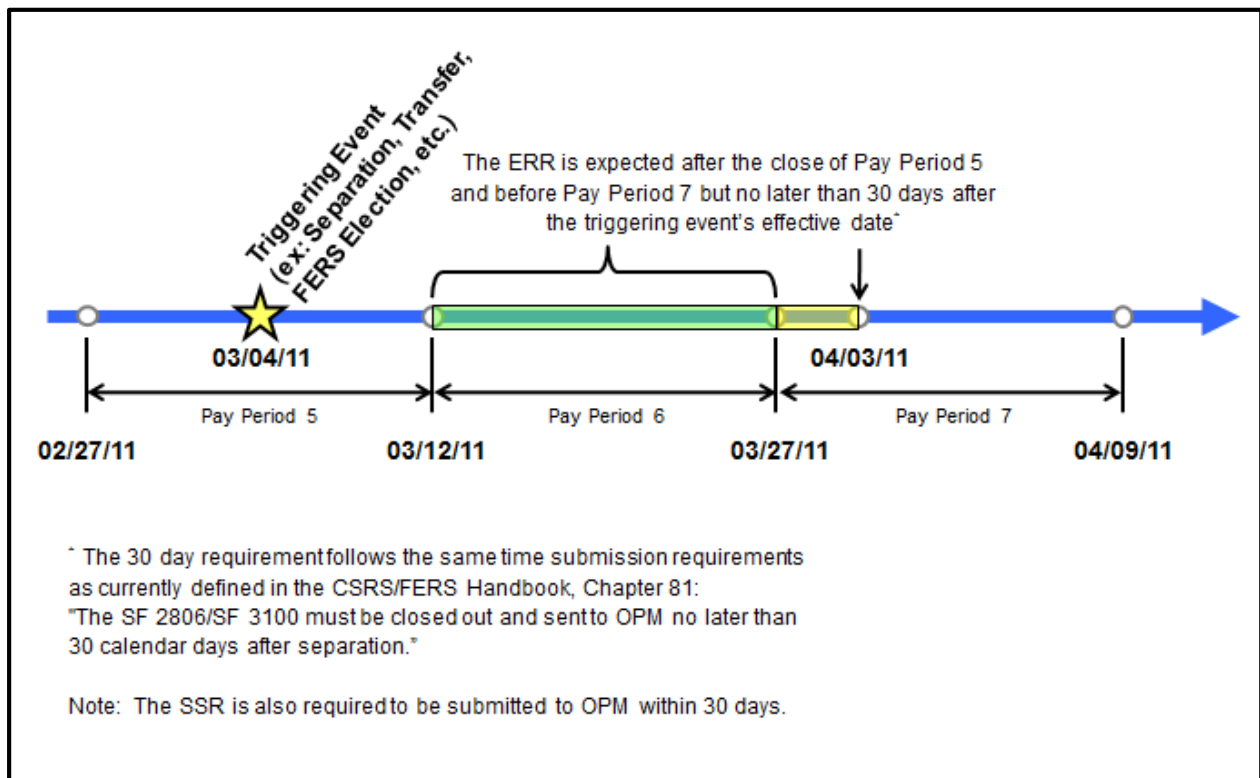


Figure 4: Data Feed Submission Timing Example

An ERR for a FERS election should also be submitted to EHRI after the close of the pay period following the effective date of the retirement plan change action, but no later than 30 days after the action effective date.

Record	File Submission Timeframe
Retirement (ERR)	No later than 30 days from the effective date of the triggering action (i.e. separation, transfer, FERS election, retirement, death, or application for disability retirement).
Summary of Service (SSR)	No later than 30 days from the effective date of the retirement or death action.

Table 2: Retirement Data Feed Submission Timeframe

The 30-day requirement for the ERR follows the same time submission requirements currently defined in the CSRS/FERS Handbook, Chapter 81: "The SF 2806/SF 3100 must be closed out and sent to OPM no later than 30 calendar days after separation." OPM anticipates that as the EHRI Retirement Data Feeds become more standardized the time requirement will likely decrease from 30 days. OPM is prepared to receive data files at any time and at any frequency convenient to data providers up to and including daily file submissions.

2.5 Data Corrections

Data providers must submit corrections to retirement records as appropriate. Corrections are made by correcting, recertifying, and resubmitting the entire *Electronic Retirement Record* or *Summary of Service Record* for an individual. Corrections are intended to provide a solution for when a data provider notices an error in the data previously submitted, or if cancellation or correction actions affecting an individual's net effect service or pay history are received by a data provider *after* it has already submitted data to OPM for that individual. A correction can be used in either case to overwrite the data OPM has on record for that individual. OPM keeps previous versions of all data submissions for comparison and posterity.

The corrected record must contain the same *Record Identifier* and *Submitting Agency Subelement Code* as the original record so it can easily be identified as a correction. The corrected record must also contain the same *Created* date as the original record, but a new *Modified* date indicating when the record was corrected (Created, CreatedBy, Modified, and ModifiedBy are data elements described in the Data Transfer Metadata schema – refer to Appendix J – XML Schemas). Note that a given *Data Transfer Package* may contain a mix of original and corrected records; there is no need to send corrections in a separate package.

When a corrected record is received, the old version is saved, and can be compared with the corrected record to see which specific data elements changed in the correction.

2.6 Cancellations

Once a record has been received in the Retirement Data Repository, data providers cannot cancel the record. If data providers have submitted certified data for an employee and the event that triggered the record is subsequently cancelled, providers must send a Correction record reflecting the reason the record cannot be used. For example, if the reason for a cancellation was that a retirement was cancelled and the appointment was reinstated, the corrections record must reflect these actions. Refer to paragraph **2.5 Data Corrections** for instructions on preparing a Corrections record.

2.7 Supporting Documentation

In certain situations, OPM may require supporting documentation or additional forms in addition to the EHRI Retirement Data Feeds. For example, when an employee pays a Military Service Deposit in full, OPM requires sufficient evidence of the exact basic pay the employee earned for the full period of service. In that case, the employee should provide a DD 214 or some other equivalent military pay document. In another example, an agency may want to recover a debt the employee owes at separation, so the agency must provide OPM with a completed SF-2805 (Request for Recovery of Debt Due the United States). Unless explicitly stated in this document, the EHRI Retirement Data Feeds do not eliminate any existing requirement to provide supporting documentation, evidence, or additional forms to OPM, as applicable.

3 EHRI Retirement Data Feed Details

This section provides detailed information about the EHRI Retirement Data Feeds, including technical details about marking record certifications, packaging records for transfer, and transferring data using prescribed mechanisms and protocols. The sections below provide these details in the order which they typically occur. Details about the format and content of the retirement records themselves can be found in Section 4: Overall Record Specification.

Specific technical details about the data transfer package format can be found in the DataTransferPackage schema.

3.1 Packaging Records for Transmission

A typical Data Transfer Package consists of a Package Data File and optional Binary Files (e.g. images). The specification allows the inclusion of additional binary files of any type. This is in anticipation of future requirements to send supplementary information (e.g. images, data, etc.). If additional binary files are submitted in a Data Transfer Package, they would be described in the package manifest. At present there is no requirement to include binary files in a data transfer package.

The Package Data File is an XML file containing the retirement data records, their associated metadata, and a manifest. The Binary Files, if part of the transmission, are referenced by the manifest. Data providers may send the files separately, or if applicable, may zip the files together in a ZIP format. If using the former method, providers are encouraged to use the compression options available with Connect:Direct to minimize bandwidth utilization.

3.1.1 Package Data Files

To simplify handling, many records can be stored in a single *Package Data File*. The following is a visual representation of the elements of a package data file:

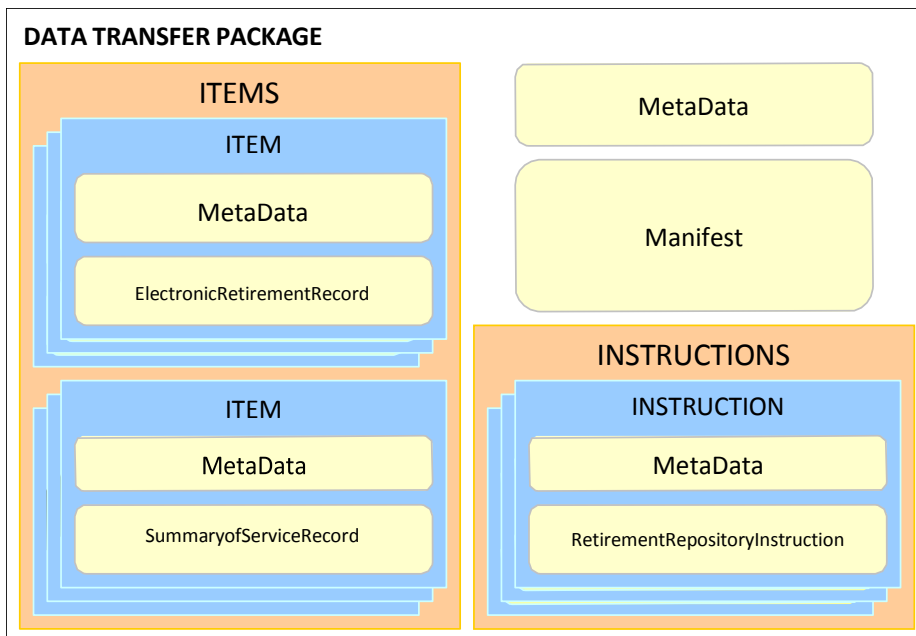


Figure 5: Data Transfer Package Elements

A package data file contains the following elements:

Manifest: The package *Manifest* provides information needed to track the data transfer package. It contains the following information:

Package Identifier: A unique package identifier assigned by the provider and included in the transfer acknowledgment. If the package is retransmitted, the package ID should be the same as in the original transmission.

Package Group Identifier: A unique identifier assigned by the provider that may be used to associate a group of transfer packages, e.g., to send a single very large extract as multiple data transfer packages.

Package Type: The type of package. The acceptable values for package type are “test” or “production”. If type is "test", the package will be received, validated, acknowledged, and discarded. A test package will be used to facilitate testing.

Created: The date / time when the transfer package was created. May be used by providers to help determine what data needs to be re-extracted if a transfer package is dropped anywhere in the process.

Created By: The agency code or agency subelement code of the submitting data provider. Used to determine where to send transfer acknowledgments and (indirectly) to enable providers to view status for their (and only their) submissions.

Description: A textual description of the contents of the transfer package. Included in the transfer acknowledgment, and displayed in the data transfer package receipt history page. Used as needed by providers for their own convenience or to communicate the contents of the package to the recipient. We strongly recommend that the description contain standardized information, such as associated pay period, to aid problem resolution in the event there is a problem with a particular package.

Extract Process Version: The provider-assigned version number for the extract process and software, for example "1.2". Used by the provider to determine in the future what records might need to be re-extracted. Used by the recipient in conjunction with the schema version to apply the correct transformation and validation rules. Note: we currently assume all records in a given data transfer package are extracted using the same process.

Extract Schema Version: The OPM-assigned version identifier for the XML schema definition to which the record complies. This field is necessary since there may be more than one valid schema definition.

File Location: A reference to a file that is part of this transfer package. Used to ensure that all files in the transfer are processed. The names of the files in the transfer package are not significant, but must be unique.

Items: A set of items, e.g., retirement records in a data transfer file. This is a simple wrapper element needed to satisfy the requirement that a data transfer file have a single root element. Items contain one or more Item elements.

Item: An item, e.g., a record and its metadata. A record may be an ElectronicRetirementRecord or a CertifiedSummaryOfService. In the future, other types of items, such as lookup tables, may be allowed. The following describes the supported Item types in more detail:

ElectronicRetirementRecord: This is the employee retirement record and contains information similar to that contained on an IRR.

CertifiedSummaryOfService: This is a summary of civilian, creditable and non-deduction, and military service provided by an agency when an employee retires or dies in service, similar to an SF 2801-1 or SF 3107-1. The data elements that comprise it are quite different from the ElectronicRetirementRecord, thus it has its own schema definition.

RetirementDataRepositoryInstructions: A set of instructions that affect the retirement data repository.

Instruction: The repository instruction itself.

RetirementDataRepositoryInstruction: An instruction and its metadata.

Metadata: Defines metadata for both stored and transferred records, including any needed record management information. Data providers are encouraged to include useful record management metadata along with their records and instructions. Currently, the following metadata is accommodated.

Created (Required): When the record was created. Note: creation info is the same for all versions of a record (e.g., both the original and subsequent corrections).

Created By (Required): Identifies the agency providing this data or (for SSCs) the agency for whom the data is being provided. Note: this element is informational and is not used directly for access control.

Modified (Optional): When the item was modified, e.g., when the current version was created/changed.

Modified By (Optional): Similar to CreatedBy.

This metadata will be stored along with the record in the retirement data repository, and can be compared with the provider's own information to verify the version, authenticity, and integrity of the stored records.

A Record Metadata must conform to the XML Schema defined and published by EHRI. For specifics regarding the XML Schemas, please see Section 3.1.3 - XML Schemas.

Typically, all records for a given data transfer would be contained within a single package data file. However, multiple package data files are allowed if needed to accommodate technical limitations, such as file size limits.

A Package Data File must conform to the XML Schema defined and published by EHRI. The individual records will also be subjected to additional business rule validations to ensure the correct data has been submitted. For specifics regarding the XML Schemas, please see Section 3.1.3 - XML Schemas.

3.1.2 File Naming Conventions

The Package Data Files must conform to the file naming conventions outlined here. File names are not used to encode business information, determine access privileges, or protect data from being overwritten. Further, all necessary package tracking information is contained in the manifest, and thus does not need to be encoded in file names. Nonetheless, using the naming conventions here simplifies troubleshooting and data recovery if ever needed.

3.1.2.1 Package Data File Naming Convention

In order for Data Transfer Package files submitted to OPM to be recognized and routed properly, providers should provide a prepend path in addition to the filename when submitting via Connect:Direct. The path contains an indicator as to whether the file is for testing or for production and identifies the provider. The filename also contains a code that identifies the provider.

For **test** data submission, the package data file must meet the following naming convention:

```
/opm/ersmrth/AAAA/RYYYYMMDDAAAAN.xml
```

For **production** data submission, the data transfer package file must meet the following naming convention:

```
/opm/ersmrph/AAAA/RYYYYMMDDAAAAN.xml
```

The name of the package is intended to be unique, such that different packages will not have the same name. However, a data transfer package that is re-sent due to a data transmission error should keep the same name.

Each portion of the file name is explained in the following table.

Name Segment	Description
R	Constant value of 'R' indicating a retirement data files type.
YYYYMMDD	The date that the file was prepared (year, month, and day).
AAAA	The Agency code or Agency Subelement code for the data provider.
N	A provider-assigned classifier of one or more characters that can be used to distinguish the package from other packages. Used to allow multiple data transfer packages to be prepared on the same day while maintaining uniqueness in the names.

Table 3: Package Data File Naming Convention

3.1.2.2 Package Data File Naming Convention

If a data provider opts to zip package data file(s) and binary files in a single zip file, the naming convention for the data transfer package data files must conform to the same convention as for Package Data Files:

```
RYYYYMMDDAAAAN.zip
```

3.1.2.3 Optional Binary File Naming Convention

Submitting binary files with a Data Transfer Packages is optional, but if provided, must be referenced in the manifest of the Package Data File. The filenames of each binary file must be unique and conform to the following convention:

BYYYMMDDAAN . jpg

Each portion of the file name is explained in the following table. The file type extension should be determined by the data type.

Name Segment	Description
B	Constant value of 'B' indicating a binary data files type.
YYYYMMDD	The date that the file was prepared (year, month, and day).
AAAA	The Agency Code or Agency Subelement code for the data provider.
N	A provider-assigned classifier of one or more characters that can be used to distinguish the file from other files. Used to allow multiple binary files to be prepared on the same day while maintaining uniqueness in the names.

Table 4: Optional Binary File Naming Convention

3.1.3 XML Schemas

All XML files contained in the Package Data Files must be built to match a XML Schema published and maintained by EHRI. These schemas will be distributed with this document as attachments and will eventually be published by EHRI for general consumption.

3.2 Submitting Data to OPM

Retirement data is submitted to OPM by copying data transfer packages to a specified remote file folder using Connect:Direct or Connect:Direct Secure + Option. This is the same mechanism used to provide HR, Payroll, and Training data to OPM. Per OMB Memorandum 06-16 EHRI will require providers to encrypt data prior to sending it to OPM. OPM will provide further guidance as this implementation is rolled out. Data is transmitted according to the specifications listed in Sections 5 and 6. Data providers will be responsible for scheduling data transmissions to EHRI and providing a technical point of contact (see Section 1.5 for EHRI operational point of contact information).

Data providers notify OPM when a data transfer package has been submitted by sending a Data Transfer Completion Notification via email, which simply identifies the name of the data transfer package. The email should be sent to the address specified in Section 1.5, and must contain the information specified in the data transfer package schema. This extra step is required to ensure that transfer is actually complete, and not temporarily suspended because of network errors or other problems.

After OPM receives the records, two acknowledgements are sent to the provider via email with the information specified in the data transfer package schema. The first is to confirm receipt of the data transfer package, and is sent after OPM has verified that the files in the package can be read. The second is sent after all records in the package have been validated and stored in the repository, or it provides an error notification and an explanation as to the problem that prevented the package from being validated or stored.

4 Overall Record Specification

4.1 Overview

The retirement data elements are described in tabular format, with the following column headers: ICD Seq #, DD#, Data Element Name, Data Element Description, Data Concept, Form, Data Type, Repeating Field, Priority, Separation, Transfer, FERS Election, Retirement, Phased Retirement, Death-in-Service, Preliminary Disability Retirement and Notes. The retirement data elements are organized by Data Concept for each retirement feed trigger, as applicable. The table below describes columns appearing in the Retirement Record chapters.

Column	Description	Valid Values
ICD Seq #	Sequential number to identify data elements in this version of the record specification for each retirement feed trigger.	
DD #	Unique, sequential number assigned to each retirement data element in the RSM Retirement Data Dictionary for identification purposes. Number assigned to a data element may change between versions.	
Data Element Name	Name of the retirement data element.	
Data Element Description	Description of the retirement data element.	
Data Concept	High-level category used to group related retirement data elements together.	
Form	The paper form the retirement data element is provided on.	
Data Type	The data element format type and length.	See Section 4.2 for details.
Repeating Field	Indicates whether the data element can be provided more than once per retirement record.	
Priority	Indicates the criticality of data elements being submitted to EHRI. All data elements are requested if they are available and applicable to the employee record.	1 = Required 2 = Conditionally Required 3 = Optional
Separation	Indicates if this element is required for the Separation trigger	Check Mark ✓
Transfer	Indicates if this element is required for the Transfer trigger	Check Mark ✓
FERS Election	Indicates if this element is required for the FERS Election trigger	Check Mark ✓
Retirement	Indicates if this element is required for the Retirement trigger	Check Mark ✓
Phased Retirement	Indicates if this element is required for the Phased Retirement trigger	Check Mark ✓
Death-in-Service	Indicates if this element is required for the Death-in-Service trigger	Check Mark ✓

Preliminary Disability Retirement	Indicates if this element is required for the Preliminary Disability trigger	Check Mark ✓
Notes	Additional information or guidance about the retirement data element. The conditions for conditionally required data elements and agency specific comments are included here.	

Table 5: Record Specification Columns

4.2 Data Element Format Types

This table describes data types appearing in the record specification tables found in Section 5.3 and Section 6.2.

Format	Description	Examples
VARCHAR(n)	A series of up to n alphanumeric and special characters.	123-45-6789 agency.contact@ed.gov AG00 110000001 8412(e) FV-2152-J/J
DECIMAL(n,m)	<p>A series of n numeric characters with up to n characters to the right of the decimal point. The decimal point should appear in the element value if required. A decimal point is neither required nor implied, i.e., 400 represents 400, not 4.00.</p> <p>Negative values can be sent in this field, and are submitted using a negative symbol ("-") immediately preceding the number being sent, with no leading or trailing spaces. For example, a negative one hundred dollar amount is sent as -100 or -100.00.</p>	113007.00 10058 1240001.2500
DATE	<p>All dates must match the following regular expression (ISO 8601 extended format): [-]CCYY-MM-DD[Z (+ -)hh:mm]</p> <p>[-]: An optional negative sign. This is used to denote Coordinated Universal Time (UTC) dates prior to 1900.</p> <p>CCYY-MM-DD: A date consisting of a 4 digit year, a 2 digit month (01-12), and a 2 digit day (01-31), separated by dashes.</p> <p>[Z (+ -)hh:mm]: Optionally followed by either,</p> <ul style="list-style-type: none"> • 'Z' used to denote a <u>UTC date</u> • Or a '+' or '-' and a 2 digit hour and 2 digit <u>minutes</u> 	2010-03-12 2010-03-12Z 2010-03-12-05:00 2002-12-10T12:00:00-05:00

Table 6: Data Element Format Types

5 Electronic Retirement Record

5.1 Overview

The data collected in the Electronic Retirement Record for the Separation, Transfer, FERS Election, Retirement, Death-in-Service, Preliminary Disability Retirement, and Phased Retirement triggers contains all the information on the Individual Retirement Record (SF 2806/SF 3100), which is maintained by the agency for each employee covered by CSRS or FERS. The ERR will eventually replace the Individual Retirement Record (IRR). To be consistent with the current practice of recording service history and fiscal details on a single paper IRR, OPM requires a single retirement data feed. OPM cannot accept a separate feed from HR and a separate feed from Payroll; HR and Pay data must be reconciled, aggregated, and provided in a single feed.

Information collected at the time of separation, retirement, phased retirement, or death-in-service is used by OPM as the basic record for determining the retirement benefits payable to a separated employee or his or her survivors.

Currently for transfers, a paper IRR is created when an employee transfers to another agency or transfers to a different servicing payroll provider. The losing agency completes and certifies a SF 2806/SF3100, which is then sent to OPM.

When an employee elects FERS, regardless of whether the employee has five or more years of creditable full-CSRS civilian service, the agency closes out the SF 2806 at the end of the pay period in which the election to FERS is made. As of the effective date of FERS election, the agency starts a new SF 3100 for the employee electing FERS coverage.

When an employee applies for disability retirement, the agency completes and certifies the preliminary individual retirement record (SF 2806/SF 3100). Submission of the preliminary IRR permits OPM to establish title to a disability claim. Once the disability claim is approved and the employee separates from the agency, OPM can place a disabled employee in interim pay status as quickly as possible.

Upon agency approval of an employee application for phased retirement, the agency completes and certifies an ERR containing all service and fiscal history it has maintained until the effective date of phased retirement. The agency must ensure that retirement deductions end the day prior to the effective date of the phased retirement trigger, with NOA 615 (Phased Employment/Phased Retirement) representing the **last service history entry** for the record.

Upon the effective date of phased employment/phased retirement service, the payroll provider must establish a **new ERR**. The first service entry for the ERR **must** be Nature of Action Code (NOAC) 615, and **must** reflect the same effective date as the last service entry (for NOA 615) in the Phased Retirement ERR. For retirement deductions, the Date Deductions Began (DDB) will be the effective date of the NOA 615 entry. This ERR will be maintained by the agency and covers the period of service from the beginning of the phased employment/phased retirement service through the date of the individual's separation from the agency, which could result from retirement, death, transfer or resignation. Upon a phased retiree's application for full retirement status, the ERR should post NOAC 307 (Full Retirement Status- Voluntary) or 308 (Full Retirement Status- ILIS) as the last nature of action and the Record Type Code should be (03). If the phased retiree separates, transfers or dies, the record will reflect the specific nature of action and the Record Type

will be coded accordingly. That is, the ERR will be coded with the regular Record Type Code for a Separation Record (01), a Death-in-Service Record (04), or a Transfer Record (02), whichever is applicable. If the phased retiree opts out of phased retirement and returns to regular employment, the agency will post NOA 616 (Opt out Phased Employment/Phased Retirement) on the ERR and continue to maintain the same ERR until the employee retires, separates, dies or transfers. The ERR will then be coded with the regular Record Type Codes as applicable.

Except for the ERR that is established as of phased employment/phased retirement, which begins as of the effective date of phased employment /phased retirement, the ERR must contain all applicable service history and retirement deductions for an employee starting with his or her first appointment at the agency until the employee separates, transfers, elects FERS coverage, retires, enters phased retirement, dies as an employee, or applies for a disability retirement.

Chapter 81 of the CSRS and FERS Handbook contains guidance on what information has historically been maintained by agencies for employees on paper IRRs; the record specification section of this document provides guidance on what data is required in the electronic retirement data feed.

The XML Schema Definition that corresponds to the ERR is the ElectronicRetirementRecord-5.0.xsd.

5.2 Additional Reporting Guidance

5.2.1 Retroactive Adjustments

The Retroactive Adjustment fields are intended for back pay awards or adjustments that are attributable to the year in which *it is* paid, not the year(s) in which it *should have* been paid. According to the Internal Revenue Service (IRS) and Social Security Administration (SSA), there is a distinction in how back pay is treated by SSA. When a back pay award is not made under a statute (law), the SSA credits back pay as wages in the year paid. OPM *expects* agencies to report non-statutory back pay using the Retroactive Adjustment fields. When back pay is awarded under a statute, the SSA credits back pay as wages to the year(s) it should have been paid. The prior year(s) impacted by the back pay should be adjusted, so that the back pay and corresponding retirement deductions are reflected in the correct year(s). OPM *does not* expect agencies to report statutory back pay using the Retroactive Adjustment fields.

Example: In 2010, Jeff Lane earned wages of \$65,000. He also received \$15,000 in back pay from three years' worth of retroactive pay increases (\$5000/year) resulting from union negotiation. He received \$80,000 in Total Retirement Creditable Earnings for 2010. In 2010, the agency should report the back pay attributable to each year separately using the Retroactive Adjustment fields.

Note: *Not all fiscal data elements are displayed, only a subset for illustration purposes.*

Fiscal Details for 2010

Pay Year Salary Deduction Amount = \$640.00

Deduction Percentage = 0.8

Retirement Creditable Earnings = \$80,000.00

Additional Pay Status Indicator = N Retroactive
Adjustments

Retroactive Pay Year = 2007

Retroactive Retirement Earnings = \$5,000.00 Retroactive

Retirement Deduction Amount = \$40.00 Retroactive

Retirement Deduction Percentage = 0.08

Retroactive Adjustment Reason Code = U (Union Settlement)

Retroactive Pay Year = 2008

Retroactive Retirement Earnings = \$5,000.00 Retroactive

Retirement Deduction Amount = \$40.00 Retroactive

Retirement Deduction Percentage = 0.08

Retroactive Adjustment Reason Code = U (Union Settlement)

Retroactive Pay Year = 2009

Retroactive Retirement Earnings = \$5,000.00 Retroactive

Retirement Deduction Amount = \$40.00 Retroactive

Retirement Deduction Percentage = 0.08

Retroactive Adjustment Reason Code = U (Union Settlement)

The Retroactive Adjustment fields should also be used to document negative adjustments to an employee's earnings to reconcile overpayments made in a previous year using the Retroactive Adjustment Reason Code "O" (Other) and a negative amount in Retroactive Retirement Earnings. In this case, the Retroactive Retirement Deduction Amount and the Retroactive Retirement Deductions Percentage do not apply and therefore, do not need to be populated.

Example: In 2010, Joan Branch earned wages of \$48,475.95. Her agency later discovered that she was overpaid by \$475.95 and addressed the overpayment by reducing her 2011 earnings by the overpayment amount. In 2011, the agency should report the overpayment for 2010 using the Retroactive Adjustment fields. The earnings in 2011, before being reduced by the 2010 overpayment amount of \$475.95, were \$50,064.

Note: *Not all fiscal data elements are displayed, only a subset for illustration purposes.*

Fiscal Details for 2011

Pay Year Salary Deduction Amount = \$396.70
Deduction Percentage = 0.8

Retirement Creditable Earnings = \$49,588.05
Additional Pay Status Indicator = N Retroactive
Adjustments

Retroactive Pay Year = 2010

Retroactive Retirement Earnings = -\$475.95
Retroactive Retirement Deduction Amount
Retroactive Retirement Deduction Percentage
Retroactive Adjustment Reason Code = O (Other)

Helpful Links

SSA Handbook – *Section 1323 on Back Pay:*

http://www.ssa.gov/OP_Home/handbook/handbook.13/handbook-1323.html

IRS Publication 957 – *Reporting Back Pay and Special Wage Payments to the Social Security Administration:*

PDF – <http://www.irs.gov/pub/irs-pdf/p957.pdf>

HTML – <http://www.irs.gov/publications/p957/ar02.html>

5.2.2 Sick Leave Expiration Date

The balance for regular sick leave or frozen sick leave should be reported in either hours or an expiration date. Report sick leave balance as an expiration date when employees have an uncommon tour of duty, such as firefighters. Sick leave should be reported as an expiration date, in this case, because employees with an uncommon tour of duty earn and use leave based on that uncommon tour instead of the standard 40-hour workweek. Therefore, the typical method for converting unused sick leave hours to additional service would be inaccurate for employees with an uncommon tour of duty. For details on how OPM converts unused sick leave hours into additional service, refer to the following publication:

<http://www.opm.gov/forms/pdfimage/RI83-8.pdf>

If an agency is unable to report sick leave as an expiration date, the agency may adjust the hours based on the uncommon tour of duty. For example, a 72 hour/week firefighter would have his service extended by one week for every 72 hours of sick leave accrued. Because a typical federal employee works a 40-hour work week, the amount of unused sick leave for an uncommon tour of duty needs to be adjusted to be commensurate with the normal 40-hour work week for retirement service credit.

The unused sick leave hours can be adjusted using the following formula:

$$\text{Regular USL Hrs} = (\text{USL Hrs} \times \text{Regular Bi-weekly Hrs}) / \text{Uncommon Tour Bi-weekly Hrs}$$

Example: A firefighter retired with 900 hours of unused sick leave. The tour of duty as of his or her separation was 144 hours (bi-weekly tour of duty). The agency should compute and report the unused sick leave based on a regular tour (80 bi-weekly hours), as shown below.

$$\text{Regular USL Hrs} = (900 \times 80) / 144 = \mathbf{500 \text{ hrs}}$$

Note: 500 hours converts to 5 months and 27 days credit

5.2.3 Military Service Academy Time

Academy Time is any time an employee served as a cadet at the U.S. Military Academy, the U.S. Air Force Academy, or the U.S. Coast Guard Academy, or as a midshipman at the U.S. Naval Academy. Academy Time is creditable as military service under CSRS and FERS. To document Academy Time, populate the following military service fields:

- Military Service Branch Type Code
- Military Service Active Duty Start (From) Date
- Military Service Active Duty End (To) Date
- Military Service Character of Service Code
- Military Service Earnings

The Military Service Active Duty Start (From) Date and End (To) Date should be used to document the dates the employee was enrolled at the academy as documented on a school transcript. Indicate academy time using the Military Service Character of Service Code, by providing the value “A” for Academy Time. The National Guard Military Service Indicator, the National Guard Military Service Provision Code, and the Military Service Lost Time data elements are not required when documenting Academy Time because they are not applicable.

To document a military deposit for Academy Time, provide the following Military Service Deposit fields as appropriate, except the Military Service Deposit USERRA Indicator.

- Military Service Deposit Payment Status
- Military Service Deposit Principal Amount
- Military Service Deposit Total Amount

- Military Service Deposit Interest Accrual Date
- Military Service Deposit Total Amount Paid
- Military Service Deposit Payment in Full Date
- Military Service Deposit Retirement Plan
- Military Service Deposit Remaining Balance
- Military Service Deposit Last Payment Date
- Military Service Deposit Election Indicator
- Military Service Deposit Survivor Payment Code

The military service earnings for the Academy Time Deposit are based on the stipend the cadets and midshipmen receive while attending the academy.

5.2.4 Fiscal Detail Start Date and Fiscal Detail End Date

For a given summary year, the Fiscal Detail Start Date should indicate the start of the fiscal record and the Fiscal Detail End Date should indicate the end of the fiscal record. Because an ERR may contain non-deduction service followed by covered service, it is possible to have more than one fiscal record per summary year. Whenever an employee works a complete year, the Fiscal Detail Start Date will correspond with the Start Date of the Pay Year and the Fiscal Detail End Date will correspond with the End Date of the Pay Year.

Example: On March 6, 2006, Leslie Miller started a temporary appointment not-to-exceed one year. A year later on March 5, 2007, she converted to a career appointment and continued to work at her agency until she separated on August 26, 2011. Leslie’s service from March 6, 2006, through March 4, 2007, was non-deduction service because her appointment was excluded from retirement coverage. Her service beginning March 5, 2007, was covered service subject to retirement deductions because the career appointment is subject to retirement coverage. The table below summarizes how the Fiscal Detail Start Date and Fiscal Detail End should be reported for 2006-2011.

Note: *Not all fiscal data elements are displayed, only a subset for illustration purposes.*

Service Type	Summary Year	Fiscal Detail Start Date	Fiscal Detail End Date
NonDeduction	2006	3/6/2006	12/23/2006
NonDeduction	2007	12/24/2006	3/4/2007
Covered	2007	3/5/2007	12/22/2007
Covered	2008	12/23/2007	12/20/2008
Covered	2009	12/21/2008	12/19/2009
Covered	2010	12/20/2009	12/18/2010
Covered	2011	12/19/2010	8/26/2011

If the agency is unable to provide the fiscal details for non-deduction service (retirement creditable earnings, leave without pay hours, part-time hours worked, intermittent hours worked, etc.), the period of non-deduction service should not be reflected in the Fiscal History and only the covered service should be documented in the Fiscal History. In the example above, if the information in the summary years did not include any fiscal information relating to the non-deduction service, the fiscal record would begin with Summary Year 2007 showing Covered Service from 3/5/2007 to 12/22/2007.

5.2.5 Part-time Hours Worked

There are two options for reporting part-time hours worked: total part-time hours worked per year or total hours for each distinct period of part-time service in a year. The non-overtime part-time hours may be for time worked or taken as paid leave.

Example: In 2008, Leslie Miller had two distinct periods of part-time service. Her first period of part-time service spanned 10 weeks (400 hours) from December 23, 2007 to March 1, 2008. Her second period of part-time service spanned another 10 weeks (400 hours) from October 12, 2008 to December 20, 2008. For both part-time service periods, the tour of duty was 64/80.

During the first part-time service period, Leslie kept to her scheduled tour of duty and did not work any overtime for a total of 320 hours. During the second part-time service period, Leslie worked 40 regular hours more than her scheduled tour of duty and worked 40 overtime hours, for a total of 400 hours. The table below demonstrates the two options for reporting part-time hours worked in 2008. Only regular part-time hours are reported using either option. Overtime hours should not be included in the Part-time Hours Worked.

Note: Not all fiscal data elements are displayed, only a subset for illustration purposes.

Option 1: Total Part-time Hours Worked

Summary Year	Part-time Hours Worked
2008	680

Option 2: Total Part-time Hours Worked per Period

Summary Year	Part-time Hours Worked	Part-time Start Date	Part-time End Date
2008	320	12/23/2007	3/1/2008
2008	360	10/12/2008	12/20/2008

This information is required when the employee has a part-time work schedule, even if no part-time work was performed (the employee did not work and did not receive any pay while under the part-time work schedule) during that summary year. In the case when the employee has a part-time work schedule but no part-time work is performed, a zero (0) should be reported.

5.2.6 Aggregated Reserve Military Service Deposit

Generally, a Military Service Deposit should be documented for each individual period of post-1956 military service being reported using the appropriate Military Service Deposit fields (ICD Seq #95-112). However, an alternative method may be used to document multiple periods of reserve military service when the deposits owed for those periods have all been paid in full.

Instead of documenting a separate paid-in-full deposit for each period of reserve military service, agencies can report an aggregated reserve Military Service Deposit amount. For reporting purposes, the reserve military service must be creditable and before civilian service and the deposit must be paid in full. Note that any reserve service that interrupts civilian service should not be included in this aggregated Military Service Deposit.

To report an aggregated reserve Military Service Deposit, provide the following data elements:

- Reserve Military Service Active Duty Start Year
- Reserve Military Service Active Duty End Date Year
- Cumulative Reserve Military Service Active Duty Time Years
- Cumulative Reserve Military Service Active Duty Time Months
- Cumulative Reserve Military Service Active Duty Time Days
- Cumulative Military Service Deposit Total Amount Paid

5.3 Electronic Retirement Record Specification

The following data elements should be provided in the Electronic Retirement Record (ERR) whenever an employee separates, transfers to another agency, transfers to another data provider, makes a FERS election, retires, enters Phased Retirement, dies while in service, or applies for a disability retirement, as applicable and based on the reporting priority.

ICD Seq #	DD #	Data Element Name	Data Element Description	Data Concept	Form	Data	Repeating?	Priority	Separation	Transfer	FERS Election	Retirement	Phased Retirement	Death-in-Service	Preliminary Disability Retirement	Notes
1	1	Record Type Code	The code that corresponds to the employment or life event that triggered the electronic retirement feed being sent to OPM.	Record		VARCHAR (255)		1	✓	✓	✓	✓	✓	✓	✓	For valid values, refer to Appendix H.
2	2	Record Identifier (ID)	The agency or data provider assigned identifier for a record, e.g., as set in a source system.	Record		VARCHAR (255)		1	✓	✓	✓	✓	✓	✓	✓	If a subsequent record is received from the same source with the same record identifier, it is considered a new version of the record. When correcting a previously submitted retirement record, the record identifier of the corrected record must match the record identifier of the original record. Refer to section 2.5 Data Corrections for more details on record corrections.
3	3	Social Security Number	Employee's social security number, which uniquely identifies the person.	Employee	IRR (SF 2806/3100)	VARCHAR (9)		1	✓	✓	✓	✓	✓	✓	✓	
4	4	Alternate Employee Identifier (ID)	The system ID provided by an agency system that uniquely identifies an individual employee's records.	Employee		VARCHAR (255)		3	✓	✓	✓	✓	✓	✓	✓	

ICD Seq #	DD #	Data Element Name	Data Element Description	Data Concept	Form	Data	Repeating?	Priority	Separation	Transfer	FERS Election	Retirement	Phased Retirement	Death-in-Service	Preliminary Disability Retirement	Notes
5	5	Name Family	Non-chosen/inherited/married name by which a person is known or designated on all official transactions.	Employee	IRR (SF 2806/3100)	VARCHAR (255)		1	✓	✓	✓	✓	✓	✓	✓	
6	6	Name Given	Given/chosen/often first name by which a person is known or designated on all official transactions.	Employee	IRR (SF 2806/3100)	VARCHAR (255)		1	✓	✓	✓	✓	✓	✓	✓	
7	7	Name Middle	Middle name, or initial, by which a person is known or designated on all official transactions.	Employee	IRR (SF 2806/3100)	VARCHAR (255)		2	✓	✓	✓	✓	✓	✓	✓	
8	8	Name Suffix	Suffix to a full name of a person on all official transactions.	Employee		VARCHAR (255)		2	✓	✓	✓	✓	✓	✓	✓	
9	9	Date of Birth	Date on which the person was born.	Employee	IRR (SF 2806/3100)	DATE		1	✓	✓	✓	✓	✓	✓	✓	
10	10	Previous Name(s) Family	All non-chosen/inherited/married names by which a person was previously known.	Employee		VARCHAR (255)	Y	2	✓	✓	✓	✓	✓	✓	✓	All previous name data elements are required if there is at least one previous name (i.e. If only the family name is different the given name and middle name must also be provided even if they are the same as the current information). Previous name information is required if the employee used a different name while at the current agency. If known, the agency can provide previous names used by the employee at previous agencies.
11	11	Previous Name(s) Given	All given/chosen/often first names by which a person was previously known.	Employee		VARCHAR (255)	Y	2	✓	✓	✓	✓	✓	✓	✓	See notes for Previous Name(s) Family.

ICD Seq #	DD #	Data Element Name	Data Element Description	Data Concept	Form	Data	Repeating?	Priority	Separation	Transfer	FERS Election	Retirement	Phased Retirement	Death-in-Service	Preliminary Disability Retirement	Notes
12	12	Previous Name(s) Middle	All middle names by which a person was previously known.	Employee		VARCHAR (255)	Y	2	✓	✓	✓	✓	✓	✓	✓	See notes for Previous Name(s) Family.
13	13	Previous Name(s) Suffix	All suffixes to a full name of a person that was previously used.	Employee		VARCHAR (255)	Y	2	✓	✓	✓	✓	✓	✓	✓	See notes for Previous Name(s) Family.
14	14	Previous Social Security Number	The social security number that a person previously used and had changed or was submitted in error.	Employee		VARCHAR (9)	Y	2	✓	✓	✓	✓	✓	✓	✓	Previous social security number (SSN) is required if the employee used a different SSN while at the current agency. If known, the agency can provide SSN(s) used by the employee at previous agencies.
15	15	Previous Date of Birth	The date of birth that the person previously used.	Employee	SF 2801/SF 3107	DATE	Y	2	✓	✓	✓	✓	✓	✓	✓	Previous date of birth (DOB) should be provided if the employee used a different date of birth while at the current agency. If known, the agency should can DOB(s) used by the employee at previous agencies.
16	16	Unique Employee Identifier (UEID)	The employee's unique employee identifier.	Employee		VARCHAR (255)		3	✓	✓	✓	✓	✓	✓	✓	This is a placeholder for this attribute once OPM and federal agencies can support the use of a UEID for employees.
17	20	Citizenship Country Code	Employee's country of citizenship.	Employee		VARCHAR (255)		3	✓	✓	✓	✓	✓	✓	✓	For valid values, reference CITIZENSHIP COUNTRY CODE in the Guide to Data Standards (GDS).
18	404	Submitting Agency Subelement Code	Agency and, where applicable, the administrative sub-division (i.e. subelement) in which a person is employed as of the time the ERR is generated.	Service History		VARCHAR (255)		1	✓	✓	✓	✓	✓	✓	✓	For valid values, reference AGENCY/SUBELEMENT in the GDS.

ICD Seq #	DD #	Data Element Name	Data Element Description	Data Concept	Form	Data	Repeating?	Priority	Separation	Transfer	FERS Election	Retirement	Phased Retirement	Death-in-Service	Preliminary Disability Retirement	Notes
19	405	Submitting Personnel Office Identifier	The identification of the federal civilian personnel office authorized to appoint and separate an employee, and to the extent such functions have been delegated, prepare personnel actions, maintain official personnel records, and administer programs for serviced employees. Provide the Personnel Office Identifier that the employee is associated with as of the time the ERR is generated.	Service History		VARCHAR (255)		1	✓	✓	✓	✓	✓	✓	✓	For valid values, reference PERSONNEL OFFICE IDENTIFIER in the GDS.
20	46	Personnel Office Identifier	The identification of the federal civilian personnel office authorized to appoint and separate an employee, and to the extent such functions have been delegated, prepare personnel actions, maintain official personnel records, and administer programs for staff compensation, training and development, benefits and awards, and employee and labor relations.	Service History		VARCHAR (255)	Y	1	✓	✓	✓	✓	✓	✓	✓	For valid values, reference PERSONNEL OFFICE IDENTIFIER in the GDS.
21	47	Payroll Office Number	Number assigned to the employee's payroll office.	Service History	IRR (SF 2806/3100)	VARCHAR (255)		1	✓	✓	✓	✓	✓	✓	✓	
22	48	Human Resource (HR) Data Provider Code	The agency code that identifies the employee's HR data provider.	Service History		VARCHAR (255)		1	✓	✓	✓	✓	✓	✓	✓	For valid values, refer to Appendix H.

ICD Seq #	DD #	Data Element Name	Data Element Description	Data Concept	Form	Data	Repeating?	Priority	Separation	Transfer	FERS Election	Retirement	Phased Retirement	Death-in-Service	Preliminary Disability Retirement	Notes
23	257	Date Deductions Began	Date retirement deductions for the current retirement system (CSRS, CSRS Offset, or FERS) began under the current appointment.	Deduction	IRR (SF 2806/3100)	DATE		1	✓	✓	✓	✓	✓	✓	✓	
24	81	Retirement Service Computation Date	An employee's service computation date for retirement purposes. Compute the retirement service computation date (SCD) excluding any service that is not creditable for retirement purposes, (e.g., unpaid Post-56 military service, Post-1988 non-deduction service for FERS, etc.). The retirement SCD should be based on service creditable for title.	Service History	IRR (SF 2806/3100)	DATE		1	✓	✓	✓	✓	✓	✓	✓	This field is required, but should be left blank if the Retirement Service Computation Date is unknown. Do not populate this field with the Leave Service Computation Date.
25	396	Leave Service Computation Date	An employee's service computation date for leave accrual purposes.	Service History	SF 50/52	DATE		2	✓	✓	✓	✓	✓	✓	✓	This field is required when the Retirement Service Computation Date is not provided and the employee accrues annual leave.

ICD Seq #	DD #	Data Element Name	Data Element Description	Data Concept	Form	Data	Repeating?	Priority	Separation	Transfer	FERS Election	Retirement	Phased Retirement	Death-in-Service	Preliminary Disability Retirement	Notes
26	265	FERCCA Code	<p>Indicates whether there has ever been a retirement coverage error that falls under the provisions of the Federal Erroneous Retirement Coverage Corrections Act (FERCCA).</p> <p>Retirement coverage errors under FERCCA should include any erroneous FERS coverage that were resolved through the deemed FERS provision or any retirement coverage error that lasted for at least 3 years of service.</p>	Retirement Plan		VARCHAR (255)		1	✓	✓	✓	✓	✓	✓	✓	<p>For valid values, refer to Appendix H.</p> <p>This field is required if FERCCA errors were addressed at the current agency. However, if the agency is aware that this is a FERCCA case, then OPM would like the information.</p>
27	263	Effective Date of FERS Election	The effective date of election to FERS coverage.	Retirement Plan	IRR (SF 2806/3100) SF 3109	DATE		2	✓	✓	✓	✓	✓	✓	✓	<p>For a separation, transfer, retirement, death- in-service, or preliminary disability retirement, this field is required when FERS coverage was elected at the current agency and the Effective Date of FERS Election was not already provided to OPM on a retirement feed. This field is required for a FERS Election.</p>

ICD Seq #	DD #	Data Element Name	Data Element Description	Data Concept	Form	Data	Repeating?	Priority	Separation	Transfer	FERS Election	Retirement	Phased Retirement	Death-in-Service	Preliminary Disability Retirement	Notes
28	61	Frozen Sick Leave Balance Hours	The amount of sick leave hours the employee accrued as of the effective date of the election of FERS coverage.	Service History	IRR (SF 2806/3100)	DECIMAL (11,4)		2	✓	✓	✓	✓		✓	✓	<p>For a FERS election, Frozen Sick Leave Balance Hours or Frozen Sick Leave Expiration Date for an Uncommon Tour of Duty is required.</p> <p>When there is a deemed FERS election, agencies should provide the frozen sick leave balance as of the effective date of the deemed FERS election.</p> <p>If known, the agency can provide the Frozen Sick Leave Balance (Hours or Expiration Date for an Uncommon Tour of Duty) for a separation, transfer, retirement, death-in- service, or preliminary disability retirement.</p>
29	62	Frozen Sick Leave Expiration Date for an Uncommon Tour of Duty	The expiration date of the frozen sick leave balance, if applicable. Frozen Sick Leave Expiration Date applies to a few employee groups with unusual tours of duty. Instead of providing frozen sick leave balance in hours, an expiration date is provided. The Frozen Sick Leave Expiration Date is the date that the sick leave would expire if the employee were placed and remained on sick leave instead of electing FERS coverage.	Service History	IRR (SF 2806/3100)	DATE		2	✓	✓	✓	✓		✓	✓	<p>For a FERS election, Frozen Sick Leave Balance Hours or Frozen Sick Leave Expiration Date for an Uncommon Tour of Duty is required.</p> <p>When there is a deemed FERS election, agencies should provide the frozen sick leave balance as of the effective date of the deemed FERS election.</p> <p>If known, the agency can provide the Frozen Sick Leave Balance (Hours or Expiration Date for an Uncommon Tour of Duty) for a separation, transfer, retirement, death-in- service, or preliminary disability retirement.</p>

ICD Seq #	DD #	Data Element Name	Data Element Description	Data Concept	Form	Data	Repeating?	Priority	Separation	Transfer	FERS Election	Retirement	Phased Retirement	Death-in-Service	Preliminary Disability Retirement	Notes
30	266	Manual Submission Reason Code	The reason an Electronic Retirement Record (ERR) is incomplete and supporting paper documentation will be provided to complete the record.	Service History		VARCHAR (255)		2	✓	✓	✓	✓	✓	✓	✓	This field is required if the ERR is incomplete and needs to be supplemented with paper documentation.
31	100	Retirement Claim Number	The claim number assigned by OPM at the time of retirement. The Retirement Claim Number is also referred to as the Civil Service Annuity (CSA) number.	Service History		VARCHAR (255)		3	✓	✓	✓	✓		✓	✓	If known, the agency should provide this field for reemployed annuitants.
32	406	Donated Leave Indicator	Indicates whether the employee has received and used donated annual leave after the start of his or her last leave without pay period when he or she does not return to duty. Using donated annual leave in this situation results in the Last Day in Pay Status being after the start of the LWOP period.	Service History		VARCHAR (1)	Y	2	✓	✓	✓	✓		✓	✓	This field is required if the employee uses donated annual leave after the start of their last leave without pay period.
33	50	Nature of Action Code	The specific personnel action used to create or change a civilian personnel record. The code that corresponds to the nature of action description reported on the Individual Retirement Record (IRR).	Service History	IRR (SF 2806/3100)	VARCHAR (255)	Y	1	✓	✓	✓	✓	✓	✓	✓	For valid values, reference NATURE OF ACTION (1) in the GDS.
34	394	Nature of Action Description	The description of agency-specific nature of action codes. Codes 900-999 are reserved for agencies' internal use.	Service History		VARCHAR (255)		2	✓	✓	✓	✓	✓	✓	✓	This field is required for agency-specific nature of action codes, which are codes that begin with numeric character 9.

ICD Seq #	DD #	Data Element Name	Data Element Description	Data Concept	Form	Data	Repeating?	Priority	Separation	Transfer	FERS Election	Retirement	Phased Retirement	Death-in-Service	Preliminary Disability Retirement	Notes
35	49	Nature of Action Effective Date	Date on which personnel action is/was effective.	Service History	IRR (SF 2806/3100)	DATE	Y	1	✓	✓	✓	✓	✓	✓	✓	Expect the NOA Effective Date will inform: - Start and End Dates for Absent-Uniformed Services (formerly LWOP-US) - Start and End Dates for LWOP-Union Official - Start and End Dates for LWOP-OWCP - Start and End Dates for LWOP-IPA - Start and End Dates for IO Assignments - Start and End Dates for General LWOP Work Schedule - Start and End Dates Date of Separation - Date of Death
36	51	Nature of Action Not to Exceed (NTE) Date	When applicable, the not-to-exceed date for certain civilian personnel actions, such as appointments, LWOP, conversions, etc.	Service History		DATE	Y	2	✓	✓	✓	✓	✓	✓	✓	
37	39	Agency Subelement Code	Agency and, where applicable, the administrative sub-division (i.e. subelement) in which a person is employed. Needed to provide context for agency-specific values such as Position Number, as well as to provide system functionality.	Service History	IRR (SF 2806/3100)	VARCHAR (255)	Y	1	✓	✓	✓	✓	✓	✓	✓	For valid values, reference AGENCY/SUBELEMENT in the GDS.

ICD Seq #	DD #	Data Element Name	Data Element Description	Data Concept	Form	Data	Repeating?	Priority	Separation	Transfer	FERS Election	Retirement	Phased Retirement	Death-in-Service	Preliminary Disability Retirement	Notes
38	40	Annuitant Code	The status of an annuitant appointed to a position in the federal civilian service. Needed by OPM to determine the impact to the annuity. For example, on death of a reemployed annuitant, the beneficiary receives the higher of the current benefit or retirement benefit.	Service History		VARCHAR (1)	Y	1	✓	✓	✓	✓	✓	✓	✓	For valid values, reference ANNUITANT INDICATOR in the GDS.
39	41	Position Title Description	Official classification title description of the position of the employee. Position title description is used to support identification of special populations.	Service History		VARCHAR (255)	Y	1	✓	✓	✓	✓	✓	✓	✓	
40	42	Position Number	Alpha-numeric code associated with the employee's position title as shown on the employee's position description. When action grants or continues entitlement to grade retention under 5 U.S.C. 5362, enter the position number of position employee actually occupies, not of the position whose grade the employee is retaining for pay and benefit purposes. Position number is used to support identification of special populations.	Service History		VARCHAR (255)	Y	1	✓	✓	✓	✓	✓	✓	✓	

ICD Seq #	DD #	Data Element Name	Data Element Description	Data Concept	Form	Data	Repeating?	Priority	Separation	Transfer	FERS Election	Retirement	Phased Retirement	Death-in-Service	Preliminary Disability Retirement	Notes
41	43	Occupational Series Type Code	An employee's occupational series. Occupational series type code is used to support identification of special populations.	Service History		VARCHAR (255)	Y	1	✓	✓	✓	✓	✓	✓	✓	For valid values, reference OCCUPATION in the GDS.
42	44	Position Occupied Code	An employee's position in the Competitive Service, Excepted Service, or the Senior Executive Service.	Service History		VARCHAR (255)	Y	1	✓	✓	✓	✓	✓	✓	✓	For valid values, reference POSITION OCCUPIED in the GDS.
43	45	Special Population Code	Code that describes a position an employee holds which has special retirement calculation rules.	Service History		VARCHAR (255)	Y	1	✓	✓	✓	✓	✓	✓	✓	For valid values, refer to Appendix H. If an employee belongs to multiple special populations, provide all applicable special population codes.
44	52	Legal Authority Code 1	The law, executive order, rule, regulation, or other basis that authorizes the appointing officer to effect a personnel action on an employee.	Service History		VARCHAR (255)	Y	2	✓	✓	✓	✓	✓	✓	✓	For valid values, reference LEGAL AUTHORITY (1) in the GDS. Certain Nature of Action Codes do not require a Legal Authority Code, such as a 350 (Death) action or 355 (Termination - Expiration of Appointment) action. Provide a legal authority code when required by the Guide to Processing Personnel Actions (GPPA).
45	53	Legal Authority Code 2	The law, executive order, rule, regulation, or other basis that, in addition to LEGAL AUTHORITY (1), authorizes the appointing officer to effect a personnel action on an employee.	Service History		VARCHAR (255)	Y	2	✓	✓	✓	✓	✓	✓	✓	For valid values, reference LEGAL AUTHORITY (2) in the GDS.

ICD Seq #	DD #	Data Element Name	Data Element Description	Data Concept	Form	Data	Repeating?	Priority	Separation	Transfer	FERS Election	Retirement	Phased Retirement	Death-in-Service	Preliminary Disability Retirement	Notes
46	54	Pay Plan Code	A particular table or array of pay rates prescribed by law or other authoritative source that establishes the basic pay rates for certain employees.	Service History		VARCHAR (255)	Y	1	✓	✓	✓	✓	✓	✓	✓	For valid values, reference PAY PLAN in the GDS.
47	55	Grade, Level, Class, Rank, or Pay Band Code	An indicator of hierarchical relationships among positions covered by the same pay plan or system.	Service History		VARCHAR (255)	Y	1	✓	✓	✓	✓	✓	✓	✓	For valid values, reference GRADE, LEVEL, CLASS, RANK, OR PAY BAND in the GDS.
48	56	Step or Rate Type Code	An indicator of a specific salary within a grade, level, class, rate, or pay band.	Service History		VARCHAR (255)	Y	1	✓	✓	✓	✓	✓	✓	✓	For valid values, reference STEP OR RATE in the GDS.
49	57	Pay Basis Type Code	The principal condition in terms of time, production, or other criteria that, along with salary rate, determines the compensation paid to an employee.	Service History		VARCHAR (255)	Y	1	✓	✓	✓	✓	✓	✓	✓	For valid values, reference PAY BASIS in the GDS.
50	58	Duty Station Code	The location of an employee's official worksite.	Service History		VARCHAR (255)	Y	1	✓	✓	✓	✓	✓	✓	✓	For valid values, reference the Duty Station File at http://www.opm.gov/feddata/guidance.asp
51	64	Work Schedule Code	The time basis on which an employee is scheduled to work.	Service History		VARCHAR (255)	Y	1	✓	✓	✓	✓	✓	✓	✓	For valid values, reference WORK SCHEDULE in the GDS.
52	71	Part-time Hours per Pay Period	Number of hours a part-time employee is scheduled to work during a pay period. This is used to compare the actual hours that the employee actually worked in the period.	Service History	IRR (SF 2806/3100)	DECIMAL (11,4)	Y	2	✓	✓	✓	✓	✓	✓	✓	Currently on the IRR, this is the numerator value of the Part-time Tour of Duty. This field is required when the employee has a part-time work schedule.

ICD Seq #	DD #	Data Element Name	Data Element Description	Data Concept	Form	Data	Repeating?	Priority	Separation	Transfer	FERS Election	Retirement	Phased Retirement	Death-in-Service	Preliminary Disability Retirement	Notes
53	72	Hypothetical Full-time Regular Tour of Duty for Part-time Employees	Number of hours in a pay period that the employee would be scheduled to work if the employee's work schedule were full-time instead of part-time – usually 80 hours. This is used to compute retirement benefit for part-time employees. This represents the number of hours generally considered to comprise a full-time schedule for the employee's particular employment group or class. This will usually be 80 hours for a bi-weekly pay period. There are, however, a few exceptions where the number of hours that comprise a full-time schedule may be higher or lower than 80 hours. See CSRS and FERS Handbook, section 81A2.2-1-C.1.	Service History	IRR (SF 2806/3100)	DECIMAL (11,4)	Y	2	✓	✓	✓	✓	✓	✓	✓	Currently on the IRR, this is the denominator value of the Part-time Tour of Duty. This field is required when the employee has a part-time work schedule.

ICD Seq #	DD #	Data Element Name	Data Element Description	Data Concept	Form	Data	Repeating?	Priority	Separation	Transfer	FERS Election	Retirement	Phased Retirement	Death-in-Service	Preliminary Disability Retirement	Notes
54	243	Total Retirement Creditable Basic Pay Rate	Rate of basic pay for retirement as determined by the employing agency. Agencies should determine what is included in basic pay for retirement. Some examples of pay to include in the basic pay rate are locality pay, premium pay, and availability pay, special pay for recruiting and retention purposes, and administratively uncontrollable overtime (AUO). When an employee is subject to a pay cap, the pay rate should not exceed the capped rate.	Pay	IRR (SF 2806/3100)	DECIMAL (11,4)	Y	1	✓	✓	✓	✓	✓	✓	✓	This rate should match the value reported on the IRR.

ICD Seq #	DD #	Data Element Name	Data Element Description	Data Concept	Form	Data	Repeating?	Priority	Separation	Transfer	FERS Election	Retirement	Phased Retirement	Death-in-Service	Preliminary Disability Retirement	Notes
55	244	Retirement Creditable Adjusted Basic Pay Rate	The sum of an employee's rate of basic pay and locality pay (standard basic pay supplement). A basic pay supplement is defined as a regular, fixed supplemental payment (paid in conjunction with base pay) for non-overtime hours of work that is creditable as basic pay for retirement purposes, excluding any type of premium payment or differential that is triggered for working certain hours of the day or week or for being subjected to certain working conditions. When an employee is subject to a pay cap, the pay rate should not exceed the capped rate.	Pay		DECIMAL (11,4)	Y	2	✓	✓	✓	✓	✓	✓	✓	This field is required when the employee receives locality pay.
56	245	Additional Retirement Creditable Basic Pay Rate	Additional pay an agency may pay an employee based on work that is creditable for retirement purposes, such as premium pay, administratively uncontrollable overtime, law enforcement availability pay, and regular overtime pay for firefighters. This is expressed as a rate of pay. When an employee is subject to a pay cap, the pay rate should not exceed the capped rate.	Pay		DECIMAL (11,4)	Y	2	✓	✓	✓	✓	✓	✓	✓	This field is required when the employee receives additional retirement creditable basic pay.

ICD Seq #	DD #	Data Element Name	Data Element Description	Data Concept	Form	Data	Repeating?	Priority	Separation	Transfer	FERS Election	Retirement	Phased Retirement	Death-in-Service	Preliminary Disability Retirement	Notes
57	246	Additional Retirement Creditable Basic Pay Rate Code	Code that corresponds to the type of Additional Retirement Creditable Basic Pay the employee receives.	Pay		DECIMAL (11,4)	Y	2	✓	✓	✓	✓	✓	✓	✓	For valid values, refer to Appendix H. This field is required when the employee receives additional retirement creditable basic pay.
58	247	Premium Percentage	Percentage of premium pay that the employee receives.	Pay		DECIMAL (8,4)	Y	2	✓	✓	✓	✓	✓	✓	✓	This field is required when the employee receives Premium Pay as part of his or her basic pay rate.
59	395	Firefighter Annualized Basic Pay Rate Indicator	Indicates whether the Total Retirement Creditable Basic Pay Rate reported for the firefighter is annualized.	Service History		VARCHAR (1)		2	✓	✓	✓	✓	✓	✓	✓	Y/N This field is required for firefighters. For more details, refer to BAL 01-107 and P.L. 105-277.
60	262	Retirement Plan Code	The civilian retirement system(s) to which deductions from an employee's pay are credited.	Retirement Plan		VARCHAR (255)	Y	1	✓	✓	✓	✓	✓	✓	✓	For valid values, reference RETIREMENT PLAN in the GDS.
61	65	Summary Year	The year summary information is tracked by, such as the pay year that deductions were made for the retirement account, the year in which the leave without pay was taken, and the year there was a period of intermittent work.	Service History	IRR (SF 2806/3100)	VARCHAR (255)	Y	1	✓	✓	✓	✓	✓	✓	✓	
62	241	Fiscal Detail Start Date	The effective date of the fiscal information provided for the summary year.	Pay		DATE	Y	1	✓	✓	✓	✓	✓	✓	✓	Refer to section 5.2.4 Fiscal Detail Start Date and Fiscal Detail End Date for more details on Fiscal Detail Start Date.
63	242	Fiscal Detail End Date	The end date of the fiscal information provided for the summary year.	Pay		DATE	Y	1	✓	✓	✓	✓	✓	✓	✓	Refer to section 5.2.4 Fiscal Detail Start Date and Fiscal Detail End Date for more details on Fiscal Detail End Date.

ICD Seq #	DD #	Data Element Name	Data Element Description	Data Concept	Form	Data	Repeating?	Priority	Separation	Transfer	FERS Election	Retirement	Phased Retirement	Death-in-Service	Preliminary Disability Retirement	Notes
64	255	Cumulative Salary Deduction Amount	Cumulative salary deduction amount for the retirement account. This is the amount that currently appears in column 7 of the IRR referred to as Accumulative Total Salary Deductions.	Deduction	IRR (SF 2806/3100)	DECIMAL (11,4)	Y	2	✓	✓	✓	✓	✓	✓	✓	This field is required when part of all of the year being reported had covered service. If the entire year being reported was for non- deduction service, this field should be zero (0).
65	253	Defined Hours in the Work Year	The defined hours in the pay year used to determine an hourly rate for employees with an annual salary.	Pay		DECIMAL (11,4)	Y	1	✓	✓	✓	✓	✓	✓	✓	Usually 2087 or 2080.
66	254	Pay Year Salary Deduction Amount	Total salary deduction amount (at the appropriate rate) for the pay year for CSRS and FERS employees. This field is repeating so more than one value can be provided to account for the salary deductions at different deduction rates.	Deduction	IRR (SF 2806/3100)	DECIMAL (11,4)	Y	2	✓	✓	✓	✓	✓	✓	✓	If the deduction percentage changes for any reason (ex. legislation or change to a special population), provide the Pay Year Salary Deduction Amount for each distinct Deduction Percentage for the year. This field is required when part or all of the year being reported had covered service. If the entire year being reported was for non-deduction service, this field does not need to be provided.
67	256	Deduction Percentage	Salary deduction percentage for the pay year. This field is repeating so more than one value can be provided per year. For example, the full CSRS rate (ex. 7%) and the partial CSRS rate (ex. 0.8%).	Deduction	IRR (SF 2806/3100)	DECIMAL (8,4)	Y	2	✓	✓	✓	✓	✓	✓	✓	If the deduction percentage changes for any reason (ex. legislation or change to a special population), provide each distinct Deduction Percentage for the year. This field is required when part or all of the year being reported had covered service. If the entire year being reported was for non-deduction service, this field does not need to be provided.

ICD Seq #	DD #	Data Element Name	Data Element Description	Data Concept	Form	Data	Repeating?	Priority	Separation	Transfer	FERS Election	Retirement	Phased Retirement	Death-in-Service	Preliminary Disability Retirement	Notes
68	249	Retirement Creditable Earnings	For Covered Service, this is basic pay creditable under CSRS/FERS. For non-deduction service, this is basic pay that could potentially be creditable for retirement under CSRS/FERS. This is the actual pay that the employee received in the pay year. Includes retirement creditable Customs Officer Overtime pay.	Pay		DECIMAL (11,4)	Y	1	✓	✓	✓	✓	✓	✓	✓	OPM needs both the Total Retirement Creditable Basic Pay Rate and Retirement Creditable Earnings.
69	251	Retirement Creditable Earnings for Social Security	For CSRS Offset employees, the retirement creditable earnings subject to social security taxes (OASDI). This amount should not exceed the social security contribution and benefit base for the year.	Pay		DECIMAL (11,4)	Y	2	✓	✓	✓	✓	✓	✓	✓	This field is required for CSRS Offset employees.
70	252	Salary Offset by Annuity Amount	The amount of annuity attributable to the period of reemployment that is deducted from the basic pay of a reemployed annuitant. It reflects the actual amount deducted from the reemployed annuitant's basic pay during the summary year. (These amounts deducted from the reemployed annuitant's pay during reemployment should be returned to OPM and the retirement fund.)	Pay		DECIMAL (11,4)	Y	2	✓	✓	✓	✓		✓	✓	This field is required for reemployed annuitants subject to a salary reduction. Refer to Appendix D – ERR Examples for Reemployed Annuitant Separation for more details.

ICD Seq #	DD #	Data Element Name	Data Element Description	Data Concept	Form	Data	Repeating?	Priority	Separation	Transfer	FERS Election	Retirement	Phased Retirement	Death-in-Service	Preliminary Disability Retirement	Notes
71	250	Additional Pay Status (APS) Indicator	Indicator that denotes additional basic pay not reflected in the Retirement Creditable Basic Pay Rate, but should be reflected in the Retirement Creditable Earnings for either Covered Service or non-deduction service. Some examples are hazard pay, additional pay status (APS), night differential pay, environmental differential pay, Sunday pay, and holiday pay.	Pay	IRR (SF 2806/3100)	VARCHAR (1)	Y	1	✓	✓	✓	✓	✓	✓	✓	Y/N Postal refers to APS as Higher Level of Pay.
72	248	Customs Officer Overtime Earnings	Retirement creditable overtime pay a customs officer received. This is expressed as actual earnings and not as a rate of pay.	Pay	IRR (SF 2806/3100)	DECIMAL (11,4)	Y	2	✓	✓	✓	✓	✓	✓	✓	This field is required when the employee receives Customs Officer Overtime Earnings. OPM needs Customs Officer Overtime Earnings reported separately because there are unique business rules to handle these cases.
73	73	Part-time Hours Worked	The total (non-overtime) part-time hours worked per year or total hours for each distinct period of part-time service. The hours may be for time worked or taken as paid leave.	Service History	IRR (SF 2806/3100)	DECIMAL (11,4)	Y	2	✓	✓	✓	✓	✓	✓	✓	This field is required when the employee has a part-time work schedule.
74	407	Part-Time Start Date	Date the employee started working in a part-time work schedule.	Service History		DATE		2	✓	✓	✓	✓	✓	✓	✓	This field is required if the employee had more than one distinct period of part-time service for a summary year and the agency can report the part-time hours for each distinct period.

ICD Seq #	DD #	Data Element Name	Data Element Description	Data Concept	Form	Data	Repeating?	Priority	Separation	Transfer	FERS Election	Retirement	Phased Retirement	Death-in-Service	Preliminary Disability Retirement	Notes
75	408	Part-Time End Date	Date the employee stopped working in a part-time work schedule.	Service History		DATE		2	✓	✓	✓	✓	✓	✓	✓	This field is required if the employee had more than one distinct period of part-time service for a summary year and the agency can report the part-time hours for each distinct period.
76	66	Intermittent Work Unit Code	The code that corresponds to how the Intermittent Work Amount will be reported, which can either be in Hours or Days.	Service History	IRR (SF 2806/3100)	VARCHAR (255)	Y	2	✓	✓	✓	✓	✓	✓	✓	For valid values, refer to Appendix H. Intermittent work can be provided in hours or days; however OPM prefers that intermittent work be reported in days. This field is required whenever the employee has an intermittent work schedule, even if no intermittent work was performed for that summary year.
77	67	Intermittent Work Amount	Amount of time worked in hours or days, depending on the Intermittent Work Unit Code, for each distinct period of intermittent service worked during the year.	Service History	IRR (SF 2806/3100)	DECIMAL (11,4)	Y	2	✓	✓	✓	✓	✓	✓	✓	Intermittent Work Amount must be provided for each distinct basic pay rate (i.e. Total Retirement Creditable Basic Pay Rate) per year. Intermittent Work Amount should be provided as a whole number. This field is required whenever the employee has an intermittent work schedule, even if no intermittent work was performed for that summary year. Zero is an acceptable value.

ICD Seq #	DD #	Data Element Name	Data Element Description	Data Concept	Form	Data	Repeating?	Priority	Separation	Transfer	FERS Election	Retirement	Phased Retirement	Death-in-Service	Preliminary Disability Retirement	Notes
78	74	USPS Part-time Flex Hours Worked	The actual non-overtime hours paid to a USPS Part-time Flex employee. The hours should be the annual amount or for the total period that was part-time flex if it is less than one year. The hours may be for time worked or taken as paid leave.	Service History	IRR (SF 2806/3100)	DECIMAL (11,4)	Y	2	✓	✓	✓	✓	✓	✓	✓	USPS Only. This field is required when a USPS employee has a part-time flex work schedule, even if no part-time flex work was performed for that summary year. Zero is an acceptable value.
79	415	USPS Part-time Flex Start Date	Date the employee started working in a part-time Flex work schedule.	Service History		DATE	Y	2	✓	✓	✓	✓	✓	✓	✓	USPS Only. This field is required if the employee had more than one distinct period of part-time Flex service for a summary year and the agency can report the part-time Flex hours for each distinct period.
80	416	USPS Part-time Flex End Date	Date the employee stopped working in a part-time Flex work schedule.	Service History		DATE	Y	2	✓	✓	✓	✓	✓	✓	✓	USPS Only. This field is required if the employee had more than one distinct period of part-time Flex service for a summary year and the agency can report the part-time Flex hours for each distinct period.
81	75	USPS Part-time Regular Hours Worked	The actual non-overtime hours paid to a USPS Part-time Regular (limited tour) employee. The hours should be the annual amount or for the total period that was part-time regular if it is less than one year. The hours may be for time worked or taken as paid leave.	Service History	IRR (SF 2806/3100)	DECIMAL (11,4)	Y	2	✓	✓	✓	✓	✓	✓	✓	USPS Only. This field is required when a USPS employee has a part-time regular (limited tour) work schedule, even if no part-time regular work was performed for that summary year. Zero is an acceptable value.

ICD Seq #	DD #	Data Element Name	Data Element Description	Data Concept	Form	Data	Repeating?	Priority	Separation	Transfer	FERS Election	Retirement	Phased Retirement	Death-in-Service	Preliminary Disability Retirement	Notes
82	417	USPS Part-time Regular Start Date	Date the employee started working in a part-time Regular work schedule.	Service History		DATE	Y	2	✓	✓	✓	✓	✓	✓	✓	USPS Only. This field is required if the employee had more than one distinct period of part-time Regular service for a summary year and the agency can report the part-time Regular hours for each distinct period.
83	418	USPS Part-time Regular End Date	Date the employee stopped working in a part-time Regular work schedule.	Service History		DATE	Y	2	✓	✓	✓	✓	✓	✓	✓	USPS Only. This field is required if the employee had more than one distinct period of part-time Regular service for a summary year and the agency can report the part-time Regular hours for each distinct period.
84	76	USPS International Organization Start Date	Date on which the USPS employee started an international organization assignment.	Service History		DATE	Y	2	✓	✓	✓	✓	✓	✓	✓	USPS Only. This field is required when the employee does not elect to make retirement deductions during the IO transfer.
85	77	USPS International Organization End Date	Date on which the USPS employee ended an international organization assignment.	Service History		DATE	Y	2	✓	✓	✓	✓	✓	✓	✓	USPS Only. This field is required when the employee does not elect to make retirement deductions during the IO transfer.
86	78	USPS International Organization Hours	If international organization assignments are handled with a leave without pay, this is the amount of hours the USPS employee was on a leave without pay during the Summary Year.	Service History		DECIMAL (11,4)	Y	2	✓	✓	✓	✓	✓	✓	✓	USPS Only. This field is required when the employee does not elect to make retirement deductions during the IO transfer.

ICD Seq #	DD #	Data Element Name	Data Element Description	Data Concept	Form	Data	Repeating?	Priority	Separation	Transfer	FERS Election	Retirement	Phased Retirement	Death-in-Service	Preliminary Disability Retirement	Notes
87	79	USPS International Organization Retirement Deduction End Date	If international organization assignments are handled with a leave without pay, this is the last date covered by the USPS employee's direct payment of retirement deductions made while performing service for an international organization during an approved LWOP status or following a transfer to the international organization.	Service History		DATE	Y	2	✓	✓	✓	✓	✓	✓	✓	USPS Only. This field is required when the employee does not elect to make retirement deductions during the IO transfer.
88	268	LWOP Type Code	The code that reflects the reason an employee is placed on leave without pay.	LWOP		VARCHAR (255)	Y	2	✓	✓	✓	✓	✓	✓	✓	For valid values, refer to Appendix H. This field is required when the employee goes on LWOP, except for Uniformed Services. A Uniformed Services absence (formerly LWOP-US) is tracked by specific NOA Codes and NOA Effective Dates.

ICD Seq #	DD #	Data Element Name	Data Element Description	Data Concept	Form	Data	Repeating?	Priority	Separation	Transfer	FERS Election	Retirement	Phased Retirement	Death-in-Service	Preliminary Disability Retirement	Notes
89	269	LWOP Hours per Year	The amount of hours the employee was on leave without pay for the type of LWOP per Summary Year. Hours must be provided for each distinct basic pay rate (i.e. Total Retirement Creditable Basic Pay Rate).	LWOP		DECIMAL (11,4)	Y	2	✓	✓	✓	✓	✓	✓	✓	<p>This field is required when the employee goes on LWOP, except for Uniformed Services. A Uniformed Services absence (formerly LWOP-US) is tracked by specific NOA Codes and NOA Effective Dates. LWOP Hours per Year should be summarized by the type of LWOP and basic pay rate. As an example, for an employee with 100 LWOP hours due to OWCP and 8 hours due to Union Official work, the hours should be reported separately. If the employee's basic pay rate changed during the LWOP-OWCP period, hours should be reported for each distinct basic pay rate.</p> <p>Summary Year: 2009 LWOP Type: OWCP LWOP Type: OWCP LWOP Hours per Year: 70 Total Retirement Creditable Basic Pay Rate: 55,000 LWOP Type: OWCP LWOP Hours per Year: 30 Total Retirement Creditable Basic Pay Rate: 57,500 LWOP Type: Union Official LWOP Hours per Year: 8 Total Retirement Creditable Basic Pay Rate: 57,500</p>

ICD Seq #	DD #	Data Element Name	Data Element Description	Data Concept	Form	Data	Repeating?	Priority	Separation	Transfer	FERS Election	Retirement	Phased Retirement	Death-in-Service	Preliminary Disability Retirement	Notes
90	277	LWOP-OWCP Total Hours Worked in Last 52 Weeks	The total hours the employee was entitled to basic pay in the 52 week work year immediately preceding the end of the last pay period in which the employee was in a pay status. This is the 52 week period prior to the employee entering into a non-pay status due to Worker's Compensation Leave Without Pay.	LWOP		DECIMAL (11,4)	Y	2	✓	✓	✓	✓	✓	✓	✓	This field is required when the employee goes on LWOP-OWCP and is in either a Part-time Flex (USPS) or Intermittent status.
91	283	OWCP Claim Number	The workers' compensation claim number.	OWCP		VARCHAR (255)	Y	3	✓	✓	✓	✓	✓	✓	✓	
92	281	USPS Excess LWOP Months	The amount of LWOP in months that exceeded six (6) months for the year.	LWOP		DECIMAL (11,4)	Y	2	✓	✓	✓	✓	✓	✓	✓	USPS Only. This field is required for a USPS employee when LWOP exceeds six months for the year.
93	282	USPS Excess LWOP Days	The amount of LWOP in days in addition to the USPS Excess LWOP Months that exceeded six (6) months for the year.	LWOP		DECIMAL (11,4)	Y	2	✓	✓	✓	✓	✓	✓	✓	USPS Only. This field is required for a USPS employee when LWOP exceeds six months for the year.
94	111	Retroactive Pay Year	The pay year the retirement earnings and/or retirement deductions need to be adjusted for.	Adjustment		VARCHAR (255)	Y	2	✓	✓	✓	✓	✓	✓	✓	This field is required when there is a retroactive adjustment for the employee at the current agency.
95	112	Retroactive Retirement Earnings	The amount of retirement creditable earnings for either Covered Service or non-deduction service that should either be credited or debited to the pay year.	Adjustment		DECIMAL (11,4)	Y	2	✓	✓	✓	✓	✓	✓	✓	See notes for Retroactive Pay Year.

ICD Seq #	DD #	Data Element Name	Data Element Description	Data Concept	Form	Data	Repeating?	Priority	Separation	Transfer	FERS Election	Retirement	Phased Retirement	Death-in-Service	Preliminary Disability Retirement	Notes
96	113	Retroactive Retirement Deduction Amount	The amount of salary deductions that should either be credited or debited to the pay year. For CSRS Offset employees, this field is repeating so more than one value can be provided to account for the retroactive retirement deductions at the partial CSRS rate and the retroactive retirement deductions at the full CSRS rate.	Adjustment		DECIMAL (11,4)	Y	2	✓	✓	✓	✓	✓	✓	✓	See notes for Retroactive Pay Year.
97	114	Retroactive Retirement Deduction Percentage	The salary deduction percentage for the pay year being adjusted. This field is repeating so more than one value can be provided per year. For example, the full CSRS rate (ex. 7%) and the partial CSRS rate (ex. 0.8%).	Adjustment		DECIMAL (8,4)	Y	2	✓	✓	✓	✓	✓	✓	✓	See notes for Retroactive Pay Year.
98	115	Retroactive Adjustment Reason Code	The reason for the retroactive adjustment.	Adjustment		VARCHAR (255)	Y	2	✓	✓	✓	✓	✓	✓	✓	For valid values, refer to Appendix H. See notes for Retroactive Pay Year. This field may be provided more than once, when applicable, for each reason that contributed to the aggregated Retroactive Adjustment.

ICD Seq #	DD #	Data Element Name	Data Element Description	Data Concept	Form	Data	Repeating?	Priority	Separation	Transfer	FERS Election	Retirement	Phased Retirement	Death-in-Service	Preliminary Disability Retirement	Notes
99	85	Military Service Branch Type Code	Branch of the United States Uniformed Services in which the employee served.	Service History	DD 214	VARCHAR (255)	Y	2	✓	✓	✓	✓	✓	✓	✓	For valid values, refer to Appendix H. This field is required if the employee paid (partially or in full) the Military Service Deposit while at the current agency. This field is also required when used for tracking Uniformed Services absences (formerly LWOP-US) at the current agency regardless of whether the employee paid the Military Service Deposit.
100	87	Military Service Active Duty Start (From) Date	Date on which active military duty started. The active duty military service could have occurred prior to the employee's civilian service or it could interrupt civilian service.	Service History	DD 214	DATE	Y	2	✓	✓	✓	✓	✓	✓	✓	See notes for Military Service Branch Type Code.
101	88	Military Service Active Duty End (To) Date	Date on which active military duty ended. The active duty military service could have occurred prior to the employee's civilian service or it could interrupt civilian service.	Service History	DD 214	DATE	Y	2	✓	✓	✓	✓	✓	✓	✓	See notes for Military Service Branch Type Code. For active duty military service that interrupts civilian service, this field is required if the employee returns to duty.
102	90	Military Service Lost Time	The amount of time lost attributable to lost earnings for an identifiable period of absence from active service.	Service History	DD 214	DECIMAL (11,4)	Y	3	✓	✓	✓	✓	✓	✓	✓	If known, the agency should provide Military Service Lost Time in days. If Lost Time is not reported on the DD 214, the Lost Time can be computed based on the Active Duty Start Date, Active Duty End Date, and amount of active honorable service.

ICD Seq #	DD #	Data Element Name	Data Element Description	Data Concept	Form	Data	Repeating?	Priority	Separation	Transfer	FERS Election	Retirement	Phased Retirement	Death-in-Service	Preliminary Disability Retirement	Notes
103	91	Military Service Character of Service Code	Indicates whether the employee completed active duty military service under honorable conditions or not. Examples include honorable, dishonorable, and disability.	Service History	DD 214 DD 215	VARCHAR (255)	Y	2	✓	✓	✓	✓	✓	✓	✓	For valid values, refer to Appendix H. See notes for Military Service Branch Type Code.
104	381	National Guard Military Service Indicator	Indicates whether the active duty military service performed by the employee was for either the Army National Guard or Air National Guard.	Service History		VARCHAR (1)	Y	2	✓	✓	✓	✓	✓	✓	✓	This field is required if the employee performed Army National Guard or Air National Guard active military service and: 1. the employee paid (partially or in full) the Military Service Deposit while at the current agency OR 2. The service interrupted civilian service (i.e. LWOP-US) regardless of whether the employee paid the Military Service Deposit.

ICD Seq #	DD #	Data Element Name	Data Element Description	Data Concept	Form	Data	Repeating?	Priority	Separation	Transfer	FERS Election	Retirement	Phased Retirement	Death-in-Service	Preliminary Disability Retirement	Notes
105	92	National Guard Military Service Provision Code	The provision under which the employee's Army National Guard or Air National Guard active duty military service was performed.	Service History		VARCHAR R (255)	Y	2	✓	✓	✓	✓	✓	✓	✓	For valid values, refer to Appendix H. See notes for Military Service Branch Type Code. This field is required if the National Guard Military Service Indicator is 'Y'. The provision can usually be found on the military orders, but may need to be verified with the State Adjutant General. The code for Title 10/32 Blended should only be used when the national guard active duty military service interrupts civilian service and the employee exercises his or her restoration rights (USERRA) and returns to civil service. If the employee does not exercise his or her restoration rights and separates from the agency, then Title 10 service and Title 32 service must be reported separately.
106	93	Military Service Earnings	Total amount of earnings from each period of post-56 military service.	Service History		DECIMAL (11,4)	Y	3	✓	✓	✓	✓	✓	✓	✓	See notes for Military Service Branch Type Code. If known, the agency can provide military service earnings.
107	286	Military Service Deposit Payment Status	The status of the military deposit owed to cover the distinct period of military service.	Service Credit		VARCHAR R (255)	Y	1	✓	✓	✓	✓	✓	✓	✓	For valid values, refer to Appendix H. This field is required regardless of whether the employee has active duty military service. In this case, provide the code that corresponds to a value of No Payment.

ICD Seq #	DD #	Data Element Name	Data Element Description	Data Concept	Form	Data	Repeating?	Priority	Separation	Transfer	FERS Election	Retirement	Phased Retirement	Death-in-Service	Preliminary Disability Retirement	Notes
108	287	Military Service Deposit Principal Amount	Principal amount due for buy back of military service period. The principal amount will not change.	Service Credit		DECIMAL (11,4)	Y	2	✓	✓	✓	✓	✓	✓	✓	This field is required if the employee paid (partially or in full) the Military Service Deposit while at the current agency. This field is also required when used for tracking Uniformed Services absences (formerly LWOP-US) at the current agency regardless of whether the employee paid the Military Service Deposit.
109	288	Military Service Deposit Total Amount	Total amount, principal plus interest, due for buy back of military service period. The total amount may change.	Service Credit		DECIMAL (11,4)	Y	2	✓	✓	✓	✓	✓	✓	✓	See notes for Military Service Deposit Principal Amount.
110	289	Military Service Deposit Interest Accrual Date	The initial date when accrued interest is added to the amount of Military Service Deposit owed by the employee.	Service Credit		DATE	Y	3	✓	✓	✓	✓	✓	✓	✓	If known, the agency should provide this field if the employee paid (partially or in full) the Military Service Deposit while at the current agency.
111	290	Military Service Deposit USERRA Indicator	Indicates whether the amount of the Military Service Deposit is based on civilian basic pay or active military basic pay. Yes (Y) indicates the Military Service Deposit is based on the employee's civilian basic pay. No (N) indicates the Military Service Deposit is based on the employee's military basic pay.	Service Credit		VARCHAR (1)	Y	2	✓	✓	✓	✓	✓	✓	✓	Y/N See notes for Military Service Deposit Principal Amount.
112	292	Military Service Deposit Total Amount Paid	Total amount of Military Service Deposit payments an employee has made for his or her period of military service.	Service Credit		DECIMAL (11,4)	Y	2	✓	✓	✓	✓	✓	✓	✓	See notes for Military Service Deposit Principal Amount.

ICD Seq #	DD #	Data Element Name	Data Element Description	Data Concept	Form	Data	Repeating?	Priority	Separation	Transfer	FERS Election	Retirement	Phased Retirement	Death-in-Service	Preliminary Disability Retirement	Notes
113	293	Military Service Deposit Payment in Full Date	The date the employee paid the Military Service Deposit in full.	Service Credit		DATE	Y	2	✓	✓	✓	✓	✓	✓	✓	This field is required if the employee paid the Military Service Deposit in full while at the current agency.
114	294	Military Service Deposit Retirement Plan	Retirement program code used to determine the payment amount needed for the military service period.	Service Credit		VARCHAR (255)	Y	2	✓	✓	✓	✓	✓	✓	✓	For valid values, refer to Appendix H. See notes for Military Service Deposit Principal Amount.
115	295	Military Service Deposit Remaining Balance	The balance remaining on the military deposit owed to cover the military service as of the last payment date.	Service Credit		DECIMAL (11,4)	Y	2	✓	✓	✓	✓	✓	✓	✓	This field is required if the employee partially paid the Military Service Deposit while at the current agency.
116	296	Military Service Deposit Last Payment Date	Date the employee made the last payment for the military deposit owed.	Service Credit		DATE	Y	2	✓	✓	✓	✓	✓	✓	✓	This field is required if the employee partially paid the Military Service Deposit while at the current agency.
117	271	Absent-Uniformed Services Hours of Paid Leave	The amount of hours of paid civilian leave the employee took while on active duty, such as annual leave or military leave from his or her civilian appointment.	Service Credit		DECIMAL (11,4)	Y	2	✓	✓	✓	✓	✓	✓	✓	This field was formerly called LWOP-US Hours of Paid Leave. This field is required when the employee goes on Absent-US and uses paid leave during the Absent-US period.
118	409	Cumulative Military Service Deposit Total Amount Paid	Total amount of Military Service Deposit payments an employee has made for aggregated military service periods.	Service Credit		VARCHAR (255)		2	✓	✓	✓	✓	✓	✓	✓	This field is required if the employee paid in full the cumulative Military Service Deposit while at the current agency. Refer to section 5.2.6 Aggregated Reserve Military Service Deposit for more details.
119	410	Reserve Military Service Active Duty Start Year	The year the employee started active duty military reserve service.	Service Credit		VARCHAR (255)		2	✓	✓	✓	✓	✓	✓	✓	This field is required if the employee paid in full the cumulative reserve Military Service Deposit while at the current agency. Refer to section 5.2.6 Aggregated Reserve Military Service Deposit for more details.

ICD Seq #	DD #	Data Element Name	Data Element Description	Data Concept	Form	Data	Repeating?	Priority	Separation	Transfer	FERS Election	Retirement	Phased Retirement	Death-in-Service	Preliminary Disability Retirement	Notes
120	411	Reserve Military Service Active Duty End Year	The last year the employee served in active duty military reserve service.	Service Credit		VARCHAR (255)		2	✓	✓	✓	✓	✓	✓	✓	This field is required if the employee paid in full the cumulative reserve Military Service Deposit while at the current agency. Refer to section 5.2.6 Aggregated Reserve Military Service Deposit for more details.
121	412	Cumulative Reserve Military Service Active Duty Time Years	Total number of year(s) of active duty military service creditable for retirement purposes.	Service Credit		NUMBER (4)		2	✓	✓	✓	✓	✓	✓	✓	This field is required if the employee paid in full the cumulative reserve Military Service Deposit while at the current agency. Refer to section 5.2.6 Aggregated Reserve Military Service Deposit for more details.
122	413	Cumulative Reserve Military Service Active Duty Time Months	Total number of month(s) of active duty military service in addition to the Creditable Military Service Years creditable for retirement purposes.	Service Credit		NUMBER (4)		2	✓	✓	✓	✓	✓	✓	✓	This field is required if the employee paid in full the cumulative reserve Military Service Deposit while at the current agency. Refer to section 5.2.6 Aggregated Reserve Military Service Deposit for more details.
123	414	Cumulative Reserve Military Service Active Duty Time Days	Total number of days of active duty military service in addition to the Creditable Military Service Years and Months that are creditable for retirement purposes.	Service Credit		NUMBER (4)		2	✓	✓	✓	✓	✓	✓	✓	This field is required if the employee paid in full the cumulative reserve Military Service Deposit while at the current agency. Refer to section 5.2.6 Aggregated Reserve Military Service Deposit for more details.
124	110	Indian Tribal Organization Assignment Indicator	Indicates whether the employee is separating to be employed by an Indian Tribal Organization per P.L. 93-638 or the employee is temporarily employed by an Indian Tribal Organization per the IPA Mobility Program.	Service History		VARCHAR (1)		2	✓	✓	✓	✓	✓	✓	✓	Y/N

ICD Seq #	DD #	Data Element Name	Data Element Description	Data Concept	Form	Data	Repeating?	Priority	Separation	Transfer	FERS Election	Retirement	Phased Retirement	Death-in-Service	Preliminary Disability Retirement	Notes
125	299	Federal Employees Health Benefits (FEHB) Plan Code	The health benefits plan (carrier and enrollment category) in which an employee is/was enrolled. The first two positions of the code indicate the health plan (AFGE, Blue Cross/Blue Shield, etc.). The third position indicates the enrollment category (self only, or self and family) and, if applicable, the option (high or low).	Insurance	IRR (SF 2806/3100) SF 2809	VARCHAR (255)	Y	1	✓	✓	✓	✓		✓	✓	For valid values, reference HEALTH PLAN in the GDS. Needed to determine eligibility. Agencies should provide all FEHB plans an employee was covered under for the period of service documented in the record.
126	300	FEHB Effective Date	Date on which the employee's Federal Employees Health Benefits (FEHB) coverage is/was effective.	Insurance		DATE	Y	1	✓	✓	✓	✓		✓	✓	This may not be the same date as the date the form was signed. Agencies should provide the FEHB Effective Date for all FEHB plans an employee was covered under for the period of service documented in the record.
127	301	FEHB End Date	Date on which coverage for FEHB ended, if applicable.	Insurance		DATE	Y	2	✓	✓	✓	✓		✓	✓	This field is required when the agency terminates or the employee cancels FEHB coverage. This field is not required for non- plan codes, such as ZZX, ZZZ, ZZY, or ZZW.
128	302	FEHB Event Code	The code for the event permitting the FEHB change for the employee.	Insurance	SF 2809	VARCHAR (255)	Y	2	✓	✓	✓	✓		✓	✓	For valid values, refer to Appendix H. This field is required for all employees, except for reemployed annuitants.
129	304	FEHB Temporary Employee Indicator	Indicates whether the employee is a temporary employee under 5 USC Section 8906a.	Insurance		VARCHAR (1)	Y	1	✓	✓	✓	✓		✓	✓	Y/N This is needed to identify whether the period should be counted against the employee if not enrolled in FEHB coverage.

ICD Seq #	DD #	Data Element Name	Data Element Description	Data Concept	Form	Data	Repeating?	Priority	Separation	Transfer	FERS Election	Retirement	Phased Retirement	Death-in-Service	Preliminary Disability Retirement	Notes
130	312	Federal Employees' Group Life Insurance (FEGLI) Code	An employee's coverage or non-coverage under the Federal Employees' Group Life Insurance (FEGLI) Program. This value must match the employee's election on the SF-2817 form.	Insurance	SF 2817 SF 2821	VARCHAR (255)	Y	1	✓	✓	✓	✓		✓	✓	For valid values, reference FEDERAL EMPLOYEES' GROUP LIFE INSURANCE in the GDS.
131	313	FEGLI Event Code	The code for the event that allows the employee or assignee to elect or change FEGLI coverage.	Insurance	SF 2817	VARCHAR (255)	Y	2	✓	✓	✓	✓		✓	✓	For valid values, refer to Appendix H. This information helps with the FEGLI program's five year participation and eligibility requirement. This field is required for all employees, except for reemployed annuitants.
132	332	Certified Date	The date the employee's electronic record was certified.	Certification		DATE		1	✓	✓	✓	✓	✓	✓	✓	
133	333	Certified By	The full name of the certifying authority.	Certification		VARCHAR (255)		1	✓	✓	✓	✓	✓	✓	✓	
134	334	Certifier Title	The title of the certifying authority.	Certification		VARCHAR (255)		1	✓	✓	✓	✓	✓	✓	✓	
135	335	Human Resource Contact Name	The name of an appropriate HR point of contact able to address OPM's questions or concerns about the ERR.	HR Contact Information	SF 2801/SF 3107	VARCHAR (255)		1	✓	✓	✓	✓	✓	✓	✓	
136	336	Human Resource Contact Telephone Number	The telephone number of an appropriate HR point of contact able to address OPM's questions or concerns about the ERR.	HR Contact Information	SF 2801/SF 3107	VARCHAR (255)		1	✓	✓	✓	✓	✓	✓	✓	

ICD Seq #	DD #	Data Element Name	Data Element Description	Data Concept	Form	Data	Repeating?	Priority	Separation	Transfer	FERS Election	Retirement	Phased Retirement	Death-in-Service	Preliminary Disability Retirement	Notes
137	337	Human Resource Contact Fax Number	The fax number of an appropriate HR point of contact able to address OPM's questions or concerns about the ERR.	HR Contact Information	SF 2801/SF 3107	VARCHAR (255)		1	✓	✓	✓	✓	✓	✓	✓	
138	338	Human Resource Contact Email Address	The email address of an appropriate HR point of contact able to address OPM's questions or concerns about the ERR.	HR Contact Information	SF 2801/SF 3107	VARCHAR (255)		1	✓	✓	✓	✓	✓	✓	✓	2
139	400	Payroll Contact Name	The name of an appropriate payroll point of contact able to address OPM's questions or concerns about the ERR.	Payroll Contact Information	SF 2801/SF 3107	VARCHAR (255)		1	✓	✓	✓	✓	✓	✓	✓	
140	401	Payroll Contact Telephone Number	The telephone number of an appropriate payroll point of contact able to address OPM's questions or concerns about the ERR.	Payroll Contact Information	SF 2801/SF 3107	VARCHAR (255)		1	✓	✓	✓	✓	✓	✓	✓	
141	402	Payroll Contact Fax Number	The fax number of an appropriate payroll point of contact able to address OPM's questions or concerns about the ERR.	Payroll Contact Information	SF 2801/SF 3107	VARCHAR (255)		1	✓	✓	✓	✓	✓	✓	✓	
142	403	Payroll Contact Email Address	The email address of an appropriate payroll point of contact able to address OPM's questions or concerns about the ERR.	Payroll Contact Information	SF 2801/SF 3107	VARCHAR (255)		2	✓	✓	✓	✓	✓	✓	✓	
143	82	Gaining Agency Subelement Code	Agency and, where applicable, the administrative sub-division (i.e. subelement) the person is transferring to.	Service History		VARCHAR (255)		2		✓						For valid values, refer to Appendix H. For transfers, provide the Gaining Agency Subelement code if it is known. Currently provided for NOA code 352.

ICD Seq #	DD #	Data Element Name	Data Element Description	Data Concept	Form	Data	Repeating?	Priority	Separation	Transfer	FERS Election	Retirement	Phased Retirement	Death-in-Service	Preliminary Disability Retirement	Notes
144	83	Gaining Organization Name	Organization name the person is leaving the federal government to work for.	Service History		VARCHAR (255)		2	✓							For separations, provide the Gaining Organization Name if it is known. Currently provided for NOA code 390.
145	22	Address Line 1	First line of an employee's mailing address.	Employee Contact Information		VARCHAR (255)		1				✓	✓			The latest address information that the payroll or HR office has for the employee should be provided by the agency; the applicant can update it at retirement.
146	23	Address Line 2	Second line of an employee's mailing address.	Employee Contact Information		VARCHAR (255)		2				✓	✓			See notes for Address Line 1.
147	24	Address Line 3	Third line of an employee's mailing address.	Employee Contact Information		VARCHAR (255)		2				✓	✓			See notes for Address Line 1.
148	25	City	City of an employee's mailing address.	Employee Contact Information		VARCHAR (255)		1				✓	✓			See notes for Address Line 1.
149	26	State Code	State code of an employee's mailing address.	Employee Contact Information		VARCHAR (255)		1				✓	✓			See notes for Address Line 1.
150	27	Postal Code	Postal code of an employee's mailing address.	Employee Contact Information		VARCHAR (255)		2				✓	✓			See notes for Address Line 1.
151	28	Country Code	International Country Codes as defined by the United States Postal Service.	Employee Contact Information		VARCHAR (255)		1				✓	✓			See notes for Address Line 1.
152	34	Direct Deposit Indicator	Indicates whether to have annuity payments sent via direct deposit or check.	Employee Contact Information	SF 2801/SF 3107	VARCHAR (1)		1				✓	✓			Y/N The latest financial information that the payroll or HR office has for the employee should be provided by the agency; the applicant can update it at retirement.

ICD Seq #	DD #	Data Element Name	Data Element Description	Data Concept	Form	Data	Repeating?	Priority	Separation	Transfer	FERS Election	Retirement	Phased Retirement	Death-in-Service	Preliminary Disability Retirement	Notes
153	35	Financial Institution Name	Name of the employee's designated financial institution. This will be used to verify the bank information retrieved with the routing number.	Employee Contact Information	SF 2801/SF 3107	VARCHAR (255)		2				✓	✓			This field is required if the Direct Deposit Indicator is 'Y'. The latest financial information that the payroll or HR office has for the employee should be provided by the agency; the applicant can update it at retirement.
154	36	Routing Number	Routing number of the employee's direct deposit account.	Employee Contact Information	SF 2801/SF 3107	VARCHAR (255)		2				✓	✓			See notes for Financial Institution Name.
155	37	Account Number	Account number of the employee's direct deposit account.	Employee Contact Information	SF 2801/SF 3107	VARCHAR (255)		2				✓	✓			See notes for Financial Institution Name.
156	38	Account Type Code	Type of direct deposit account, either checking or savings.	Employee Contact Information	SF 2801/SF 3107	VARCHAR (255)		2				✓	✓			For valid values, refer to Appendix H. See notes for Financial Institution Name.
157	98	Early Retirement Authority Code	The authority code allowing the early optional retirements under a voluntary early retirement authority (VERA).	Service History	SF 2801-1/SF 3107	VARCHAR (255)		2				✓				Generally, Early Retirement Authority Codes are established by OPM. When an agency requests authority to process an early retirement, OPM makes the decision of whether the agency can offer an early retirement and if approved, issues an early retirement authority code. The code can be a numeric or string value, such as text that refers to a public law. The Early Retirement Authority Code is required for early voluntary retirements when NOA Code 303 (Retirement-Special Option) is used. Refer to the Guide to Processing Personnel Actions for additional information.
158	109	Statutory Provision for Retirement	The type of retirement the employee has applied for at retirement.	Service History		VARCHAR (255)		1				✓	✓			For valid values, refer to Appendix H.

ICD Seq #	DD #	Data Element Name	Data Element Description	Data Concept	Form	Data	Repeating?	Priority	Separation	Transfer	FERS Election	Retirement	Phased Retirement	Death-in-Service	Preliminary Disability Retirement	Notes
159	285	Military Service Deposit Election Indicator	Indicates whether the employee elects to pay for his or her prior military service.	Service Credit		VARCHAR (1)	Y	2				✓	✓			Y/N This field is required if the employee has any unpaid active duty military service.
160	106	Disability Retirement Application Date	The date the agency receives the disability retirement application.	Service History	IRR (SF 2806/3100)	DATE		1							✓	
161	107	Duty Status Indicator for Disability Purposes	Indicates whether the employee continues in an active work status as of the date the retirement data feed for the preliminary disability retirement trigger is certified.	Service History	IRR (SF 2806/3100)	VARCHAR (1)		1							✓	Y = for Yes, if the employee remains in a duty status N = for No, if the employee is no longer in a duty status (ex. LWOP, Annual Leave, Sick Leave, Donated Leave)
162	108	Special Technician Disability Indicator	Indicator for military reserve technicians (dual status) who are applying for special technician disability.	Service History		VARCHAR (1)		2							✓	This field is required if the employee applying for a disability retirement is a military reserve technician (dual status).
163	84	Basic Employee Death Benefit Total Hours Worked in Last 52 Weeks	The total hours the deceased employee was entitled to basic pay whether in a duty or paid leave status in the 52 week work year immediately preceding the end of the last pay period in which the employee was in a pay status. The hours worked is used to compute the Basic Employee Death Benefit for a surviving spouse or a former spouse where a court order awards this benefit.	Service History		DECIMAL (11,4)		2						✓		This field is required for FERS deceased employee cases where the deceased employee died in a part-time or intermittent status.

ICD Seq #	DD #	Data Element Name	Data Element Description	Data Concept	Form	Data	Repeating?	Priority	Separation	Transfer	FERS Election	Retirement	Phased Retirement	Death-in-Service	Preliminary Disability Retirement	Notes
164	397	Military Service Deposit Survivor Payment Code	The code that indicates whether the survivor, in the case of a death-in-service claim with an unpaid Military Service Deposit, plans to pay for the Military Service Deposit.	Service History		VARCHAR (255)		2						✓		This field is required if the deceased employee has an unpaid Military Service Deposit.
165	339	Voluntary Separation Incentive Payment (VSIP) Indicator	Indicates whether the employee received a lump-sum payment from his or her employing agency as an incentive to voluntarily separate.	Pay		VARCHAR (1)		1	✓			✓				Y/N
166	80	Last Day in Pay Status	Date on which the employee was last in a pay status.	Service History	IRR (SF 2806/3100)	DATE		1	✓			✓		✓		For a separation, retirement, or death-in-service, this field is required. For an employee in a pay status, the Last Day in Pay Status is the separation date. For an employee not in a pay status, the Last Day in Pay Status is the last day the employee received pay.
167	264	Retirement Designation of Beneficiary Indicator	Indicates whether an employee's Designation of Beneficiary Form (SF-2808 or SF-3102) is being transmitted to OPM.	Retirement Plan		VARCHAR (1)		2	✓			✓		✓		Y/N If a FERS Designation of Beneficiary form is on file, the agency must send the form to OPM upon separation, retirement, or death of the employee. If an employee completed a CSRS Designation of Beneficiary form at the time of separation or retirement, the agency must send the form to OPM. In all other cases, the CSRS Designation of Beneficiary must be sent directly to OPM.

ICD Seq #	DD #	Data Element Name	Data Element Description	Data Concept	Form	Data	Repeating?	Priority	Separation	Transfer	FERS Election	Retirement	Phased Retirement	Death-in-Service	Preliminary Disability Retirement	Notes
168	267	Government Claim Indicator	Indicates whether the employee is in debt to the United States government. If so, the government can offset retirement benefits to recover the debt by completing SF- 2805 or OPM-1555. This indicator should reflect any debt owed that can be recovered from retirement benefits.	Debt/Claim	SF 2805 OPM 1555	VARCHAR (1)		1	✓			✓		✓		Y/N OPM needs form SF 2805 or OPM 1555 as evidence. The data provided on form SF 2805 or OPM 1555 will come from the agencies.
169	59	Sick Leave Balance Hours	The amount of sick leave hours the employee accrued at the time of separation, transfer, retirement, or death.	Service History	IRR (SF 2806/3100)	DECIMAL (11,4)		2	✓	✓		✓		✓		Sick Leave Balance Hours or Sick Leave Expiration Date for an Uncommon Tour of Duty is required. Sick Leave Balance Hours can be zero (0). Sick Leave Balance Hours is not required for a FERS election. Report the sick leave balance as of the FERS Election in either Frozen Sick Leave Balance Hours or Frozen Sick Leave Expiration Date for an Uncommon Tour of Duty.

ICD Seq #	DD #	Data Element Name	Data Element Description	Data Concept	Form	Data	Repeating?	Priority	Separation	Transfer	FERS Election	Retirement	Phased Retirement	Death-in-Service	Preliminary Disability Retirement	Notes
170	60	Sick Leave Expiration Date for an Uncommon Tour of Duty	The expiration date of the sick leave balance, if applicable. Sick Leave Expiration Date applies to a few employee groups with unusual tours of duty. Instead of providing sick leave balance in hours, an expiration date is provided. The Sick Leave Expiration Date is the date that the sick leave would expire if the employee were placed and remained on sick leave instead of leaving the agency.	Service History	IRR (SF 2806/3100)	DATE		2	✓	✓		✓		✓		Sick Leave Balance Hours or Sick Leave Expiration Date for an Uncommon Tour of Duty is required. Sick Leave Balance Hours can be zero (0). For uncommon tours of duty, express Sick Leave as an expiration date instead of hours. Sick Leave Expiration Date is not required for a FERS election. Report the sick leave balance as of the FERS Election in either Frozen Sick Leave Balance Hours or Frozen Sick Leave Expiration Date for an Uncommon Tour of Duty.
171	314	Annual Rate of Basic Pay for FEGLI	Annual pay for FEGLI purposes as of the date the FEGLI coverage ends. Inclusions per 5 CFR 870.204.	Insurance	SF 2821	DECIMAL (11,4)		3				✓		✓	✓	This field applies to a retirement or death-in- service of a reemployed annuitant; however, this field does not need to be provided if the employee waived FEGLI coverage prior to retirement and is therefore not eligible to continue FEGLI coverage as an annuitant.
172	315	FEGLI Assignment Indicator	Indicates whether an employee has an RI 76-10 Assignment Form on file.	Insurance	SF 2821	VARCHAR (1)		3				✓		✓	✓	Y/N This field applies to a retirement or death-in- service of a reemployed annuitant; however, this field does not need to be provided if the employee waived FEGLI coverage prior to retirement and is therefore not eligible to continue FEGLI coverage as an annuitant.

ICD Seq #	DD #	Data Element Name	Data Element Description	Data Concept	Form	Data	Repeating?	Priority	Separation	Transfer	FERS Election	Retirement	Phased Retirement	Death-in-Service	Preliminary Disability Retirement	Notes
173	316	FEGLI Living Benefits Code	An employee's type of living benefits election. Possible values are: Full, Partial, and None.	Insurance	SF 2821	VARCHAR (255)		3				✓		✓	✓	This field applies to a retirement or death-in- service of a reemployed annuitant. This value can be derived from the Nature of Action code. NOA 806 indicates partial living benefits were elected and NOA 805 indicates full living benefits were elected.
174	317	FEGLI Post-Election Basic Insurance Amount	5 CFR 870.203: The post-election basic insurance amount of an individual who elects a Living Benefit is the amount of insurance left after the full or partial election. This amount is the individual's post-election BIA. This is NOT the amount of the living benefit (See below). The post-election BIA cannot change after the effective date of a Living Benefit election. Living Benefit – 5 CFR 870.1102: An employee may elect to receive either: (i) A full Living Benefit, which is all of his/her Basic insurance, or (ii) A partial Living Benefit, which is a portion of his/her Basic insurance, in a multiple of \$1,000. (2) An annuitant or compensationner may only elect to receive a full Living Benefit.	Insurance	SF 2821	DECIMAL (11,4)		3				✓		✓	✓	This field applies to a retirement or death-in- service of a reemployed annuitant when the employee elected partial living benefits (NOA Code 806).

ICD Seq #	DD #	Data Element Name	Data Element Description	Data Concept	Form	Data	Repeating?	Priority	Separation	Transfer	FERS Election	Retirement	Phased Retirement	Death-in-Service	Preliminary Disability Retirement	Notes
175	318	FEGLI Basic Coverage Indicator	Indicates whether the employee is eligible to continue FEGLI Basic coverage into retirement.	Insurance	SF 2821	VARCHAR (1)		3				✓		✓	✓	Y/N
176	320	FEGLI Option A Indicator	If eligible, indicates that the employee has Option coverage and wants Option coverage in retirement.	Insurance	SF 2818	VARCHAR (1)		3				✓		✓	✓	
177	322	FEGLI Option B Number of Multiples	The number of multiples of Option B coverage. This should be the lowest multiple of Option B the employee has had in the last five (5) years or first opportunity to enroll.	Insurance	SF 2818	DECIMAL (11,4)		3				✓		✓	✓	
178	325	FEGLI Option C Number of Multiples	The number of multiples of Option C coverage. This should be the lowest multiple of Option C the employee has had in the last five (5) years or first opportunity to enroll.	Insurance	SF 2818	DECIMAL (11,4)		3				✓		✓	✓	

ICD Seq #	DD #	Data Element Name	Data Element Description	Data Concept	Form	Data	Repeating?	Priority	Separation	Transfer	FERS Election	Retirement	Phased Retirement	Death-in-Service	Preliminary Disability Retirement	Notes
179	327	Court Orders for FEGLI Purposes Indicator	Indicates whether an employee has a certified court order for FEGLI purposes per 5 CFR 870.801 on file. Court order means any court decree of divorce, annulment, or legal separation, or the terms of any court order or court-approved property settlement agreement relating to any court decree of divorce, annulment, or legal separation, the terms of which require FEGLI benefits to be paid to a specific person or persons.	Insurance		VARCHAR (1)		3				✓		✓	✓	Y/N This field applies to a retirement or death-in- service of a reemployed annuitant; however, this field does not need to be provided if the employee waived FEGLI coverage prior to retirement and is therefore not eligible to continue FEGLI coverage as an annuitant.
180	329	FEGLI Court Order Receipt Date	Date the employing agency receives the court order for FEGLI purposes.	Insurance		DATE		3				✓		✓	✓	This field applies if there is a Court Order for FEGLI purposes. To be valid, the agency must have received the court order on or after July 22, 1998.
181	330	Date SF-2819 Issued (Notice of Conversion Privilege)	Date on which the FEGLI Notice of Conversion Privilege form was issued to the employee.	Insurance	SF 2821	DATE		3				✓		✓	✓	This field applies to a retirement or death-in- service of a reemployed annuitant; however, this field does not need to be provided if: 1. The employee waived FEGLI coverage prior to retirement and is therefore not eligible to continue FEGLI coverage as an annuitant. 2. The employee's FEGLI terminated prior to retirement because of being in LWOP for over 12 months.

ICD Seq #	DD #	Data Element Name	Data Element Description	Data Concept	Form	Data	Repeating?	Priority	Separation	Transfer	FERS Election	Retirement	Phased Retirement	Death-in-Service	Preliminary Disability Retirement	Notes
182	331	Converted FEGLI to Private Policy Indicator	Indicates whether the employee converted FEGLI coverage to a private policy.	Insurance		VARCHAR (1)		3				✓		✓	✓	Y/N The agency would provide this information if the employee indicated that he/she planned to convert coverage. OPM needs the conversion information because if the employee converted the coverage, they cannot have FEGLI coverage again as an annuitant unless they cancel the conversion.
183	383	Child Support Court Order Indicator	Indicates whether the employee is subject to a child support order at his or her current agency.	Court Order		VARCHAR (1)		1				✓	✓		✓	Y/N
184	382	Terminal or Life Threatening Priority Indicator	Indicates whether the employee applying for a retirement has a terminal or life threatening condition that requires the retirement case to be expedited.	Service History		VARCHAR (1)		1				✓			✓	Y/N
185	86	Military Service Serial Number	The serial number given to military personnel where applicable.	Service History	DD 214	VARCHAR (255)		3				✓	✓	✓		Placeholder for future use. Optional field.

Table 7: Electronic Retirement Record Specification

6 Summary of Service Record

6.1 Overview

The Summary of Service Record serves a different purpose than the Electronic Retirement Record, which is why OPM developed distinct reporting requirements and XML schema definition for this record. The SSR is essentially the agency sections of the Application for Immediate Retirement (SF 2801 / SF 3107).

While the Certified Summary of Federal Service (SF 2801-1 / SF 3107-1) and Agency Checklist of Immediate Retirement Procedures (Schedule D) are needed by OPM to adjudicate a retirement or death-in-service claim, the retirement application process is incomplete without the applicant sections of the retirement application. Note that the applicant would be a survivor for a death-in-service. Until such time that the applicant data can be collected and transferred to OPM electronically, the agency must continue to supply the SF 2801 / SF 3107.

The standard practice today is for agencies to include the final IRR and retirement application in the retirement package sent to OPM. Electronically, that translates to two electronic records: the ERR for the at-retirement, death-in-service, or preliminary disability retirement trigger and the SSR. See the chart below, which shows when the SSR is needed for certain triggering events.

Trigger	Electronic Retirement Record	Summary of Service Record
Separation	✓	
Transfer	✓	
FERS Election	✓	
Retirement	✓	✓
Phased Retirement	✓	✓
Death-in-Service	✓	✓
Preliminary Disability Retirement	✓	✓

Table 8: Triggers for ERR and SSR

The Summary of Service Record can be divided into these high-level categories:

- Employee – record identifying data, such as first and last name, social security number, and date of birth.
- Employing Agency Official Contact Information – a point of contact for the Summary of Service Data Feed in the event OPM has questions, concerns, or needs to resolve a discrepancy with the data provided.
- HR Check List – indicators that inform OPM whether certain supporting documents will be provided as part of the application package. The supporting document indicators are required, however not all situations require that the documents actually be provided to OPM.

- Insurance – FEGLI and FEHB data that in conjunction with the supporting documentation enables OPM to assess an employee’s eligibility to carry coverage as an annuitant.
- Service History – all service of which the employing agency is aware. (Note: the Retirement SSR for a phased retiree applying for full status retirement will start with the effective date of phased employment/phased retirement)
 - Covered Service – Covered service should be broken out by changes in work schedule, part-time tour of duty, and retirement plan. Coverage under a retirement plan for federal employees other than CSRS, CSRS Offset, or FERS that is being credited under CSRS or FERS should be recorded in this section.
 - Non-deduction Service – Service actions that could have an impact on how the service deposit is computed should be provided. Service actions impacting basic pay, part-time tour of duty changes, etc. should be provided.
 - Active Duty Military Service – All active duty military service should be recorded regardless of whether the employee paid the Military Service Deposit.
 - NAF Service – Individuals who perform service with a nonappropriated fund (NAF) instrumentality of the Department of Defense (DoD) or Coast Guard are not considered federal employees for purposes of most benefits under title 5 of the United States Code, and the NAF service generally should not be documented on the Summary of Service feed. There are limited circumstances, however, when DoD and Coast Guard NAF service must be documented on the Summary of Service feed. The specific scenarios are explained below:
 - DoD and Coast Guard NAF service actually may be subject to CSRS, CSRS Offset, or FERS retirement coverage as a result of an election specifically authorized by law. NAF service that is subject to CSRS, CSRS Offset, or FERS coverage should be documented as Covered Service in the Covered Service section referenced above. In addition to the other information noted above under Covered Service, the NAF component that employed the individual and the law (NAF Service Portability Election Law) that authorized the individual to acquire CSRS, CSRS Offset, or FERS coverage as a NAF employee should be provided.
 - DoD and Coast Guard NAF service not subject to CSRS, CSRS Offset, or FERS retirement coverage may be still creditable or partially creditable under CSRS, CSRS Offset, or FERS under certain provisions of law. Such NAF service should be documented in this NAF Service section. The NAF component that employed the individual, the beginning and ending dates of the NAF service, the individual’s work schedule whileworking for the NAF, and the law (NAF Service Credit Election Law) that authorized retirement credit for the NAF service under CSRS, CSRS Offset, or FERS must be provided.
 - Please note that election forms and other relevant documents relating to the NAF service, such as Election forms, Request for Verification of NAF Service, and Verification of NAF Service, must be sent with the summary of service feed or the retirement application package.

The XML Schema Definition that corresponds to the SSR is the CertifiedSummaryOfService-5.0.xsd.

6.2 Summary of Service Record Specification

The following data elements should be provided in the SSR whenever an employee retires, enters full retirement status from phased employment/phased retirement status, dies while in service, or applies for a disability retirement, as applicable and based on the reporting priority. Most of these data elements are also required when an employee enters phased employment/phased retirement status – as noted by check marks.

ICD Seq #	DD #	Data Element Name	Data Element Description	Data Concept	Form	Data	Repeating?	Priority	Retirement	Phased Retirement	Death-in-Service	Preliminary Disability Retirement	Notes
1	2	Record Identifier (ID)	The agency or data provider assigned identifier for a record, e.g., as set in a source system.	Record		VARCHAR (255)		1	✓	✓	✓	✓	If a subsequent record is received from the same source with the same record identifier, it is considered a new version of the item. When correcting a previously submitted retirement record, the record identifier of the corrected record must match the record identifier of the original record.
2	3	Social Security Number	Employee's social security number, which uniquely identifies the person.	Employee	IRR (SF 2806/3100)	VARCHAR (9)		1	✓	✓	✓	✓	
3	4	Alternate Employee Identifier (ID)	The system ID provided by an agency system that uniquely identifies an individual employee's records.	Employee		VARCHAR (255)		3	✓	✓	✓	✓	
4	5	Name Family	Non-chosen/inherited/married name by which a person is known or designated on all official transactions.	Employee	IRR (SF 2806/3100)	VARCHAR (255)		1	✓	✓	✓	✓	
5	6	Name Given	Given/chosen/often first name by which a person is known or designated on all official transactions.	Employee	IRR (SF 2806/3100)	VARCHAR (255)		1	✓	✓	✓	✓	
6	7	Name Middle	Middle name, or initial, by which a person is known or designated on all official transactions.	Employee	IRR (SF 2806/3100)	VARCHAR (255)		2	✓	✓	✓	✓	

ICD Seq #	DD #	Data Element Name	Data Element Description	Data Concept	Form	Data	Repeating?	Priority	Retirement	Phased Retirement	Death-in-Service	Preliminary Disability Retirement	Notes
7	8	Name Suffix	Suffix to a full name of a person on all official transactions.	Employee		VARCHAR (255)		2	✓	✓	✓	✓	
8	9	Date of Birth	Date on which the person was born.	Employee	IRR (SF 2806/3100)	DATE		1	✓	✓	✓	✓	
9	10	Previous Name(s) Family	All non-chosen/inherited/married names by which a person was previously known.	Employee		VARCHAR (255)	Y	2	✓	✓	✓	✓	All previous name data elements are required if there is at least one previous name (i.e. If only the family name is different the given name and middle name must also be provided even if they are the same as the current information). Previous name information is required if the employee used a different name while at the current agency. If known, the agency should provide previous names used by the employee at previous agencies.
10	11	Previous Name(s) Given	All given/chosen/often first names by which a person was previously known.	Employee		VARCHAR (255)	Y	2	✓	✓	✓	✓	See notes for Previous Name(s) Family.
11	12	Previous Name(s) Middle	All middle names by which a person was previously known.	Employee		VARCHAR (255)	Y	2	✓	✓	✓	✓	See notes for Previous Name(s) Family.
12	13	Previous Name(s) Suffix	All suffixes to a full name of a person that was previously used.	Employee		VARCHAR (255)	Y	2	✓	✓	✓	✓	See notes for Previous Name(s) Family.
13	14	Previous Social Security Number	The social security number that a person previously used and had changed or was submitted in error.	Employee		VARCHAR (9)	Y	2	✓	✓	✓	✓	Previous social security number (SSN) is required if the employee used a different SSN while at the current agency. If known, the agency should provide SSN(s) used by the employee at previous agencies.

ICD Seq #	DD #	Data Element Name	Data Element Description	Data Concept	Form	Data	Repeating?	Priority	Retirement	Phased Retirement	Death-in-Service	Preliminary Disability Retirement	Notes
14	15	Previous Date of Birth	The date of birth that the person previously used.	Employee	SF 2801/SF 3107	DATE	Y	2	✓	✓	✓	✓	Previous date of birth (DOB) should be provided if the employee used a different date of birth while at the current agency. If known, the agency should provide DOB(s) used by the employee at previous agencies.
15	16	Unique Employee Identifier (UEID)	The employee's unique employee identifier.	Employee		VARCHAR (255)		3	✓	✓	✓	✓	This is a placeholder for this attribute once OPM and federal agencies can support the use of an UEID for employees.
16	39	Agency Subelement Code	Agency and, where applicable, the administrative sub-division (i.e. subelement) in which a person is employed. Needed to provide context for agency-specific values such as Position Number, as well as to provide system functionality.	Service History	IRR (SF 2806/3100)	VARCHAR (255)	Y	1	✓	✓	✓	✓	For valid values, reference AGENCY/SUBELEMENT in the Guide to Personnel Data Standards (GDS).
17	45	Special Population Code	Code that describes a position an employee holds which has special retirement calculation rules.	Service History		VARCHAR (255)	Y	1	✓	✓	✓	✓	For valid values, refer to Appendix H.
18	46	Personnel Office Identifier	The identification of the federal civilian personnel office authorized to appoint and separate an employee, and to the extent such functions have been delegated, prepare personnel actions, maintain official personnel records, and administer programs for serviced employees.	Service History		VARCHAR (255)	Y	1	✓	✓	✓	✓	For valid values, reference PERSONNEL OFFICE IDENTIFIER in the GDS.
19	48	Human Resource (HR) Data Provider Code	The Agency Code that identifies the employee's HR data provider.	Service History		VARCHAR (255)		1	✓	✓	✓	✓	For valid values, refer to Appendix H.

ICD Seq #	DD #	Data Element Name	Data Element Description	Data Concept	Form	Data	Repeating?	Priority	Retirement	Phased Retirement	Death-in-Service	Preliminary Disability Retirement	Notes
20	49	Nature of Action Effective Date	Date on which personnel action is/was effective.	Service History	IRR (SF 2806/3100)	DATE	Y	1	✓	✓	✓	✓	Expect the NOA Effective Date will inform: - Start and End Dates for Absent-Uniformed Services (formerly LWOP-US) - Start and End Dates for LWOP-Union Official - Start and End Dates for LWOP-OWCP - Start and End Dates for LWOP-IPA - Start and End Dates for IO Assignments - Start and End Dates for General LWOP - Work Schedule Start and End Dates - Date of Separation
21	50	Nature of Action Code	Code that defines a type of personnel action. The code that corresponds to the nature of action description reported on the Individual Retirement Record (IRR).	Service History	IRR (SF 2806/3100)	VARCHAR (255)	Y	1	✓	✓	✓	✓	For valid values, reference NATURE OF ACTION (1) in the GDS.
22	51	Nature of Action Not to Exceed (NTE) Date	When applicable, the not-to-exceed date for certain personnel actions, such as appointments, LWOP, conversions, etc.	Service History		DATE	Y	2	✓	✓	✓	✓	
23	57	Pay Basis Type Code	Principal condition in terms of time, production, or other criteria that, along with salary rate, determines the compensation paid to an employee in his or her position.	Service History		VARCHAR (255)	Y	1	✓	✓	✓	✓	For valid values, reference PAY BASIS in the GDS.
24	61	Frozen Sick Leave Balance Hours	The amount of sick leave hours the employee accrued as of the effective date of the election of FERS coverage.	Service History	IRR (SF 2806/3100)	DECIMAL (11,4)		3	✓		✓	✓	When applicable, provide the Frozen Sick Leave if the agency can determine based on review of the Official Personnel Folder (OPF).

ICD Seq #	DD #	Data Element Name	Data Element Description	Data Concept	Form	Data	Repeating?	Priority	Retirement	Phased Retirement	Death-in-Service	Preliminary Disability Retirement	Notes
25	62	Frozen Sick Leave Expiration Date for an Uncommon Tour of Duty	The expiration date of the frozen sick leave balance, if applicable. Frozen Sick Leave Expiration Date applies to a few employee groups with unusual tours of duty. Instead of providing frozen sick leave balance in hours, an expiration date is provided. The Frozen Sick Leave Expiration Date is the date that the sick leave would expire if the employee were placed and remained on sick leave instead of electing FERS coverage.	Service History	IRR (SF 2806/3100)	DATE		3	✓		✓	✓	When applicable, provide the Frozen Sick Leave if the agency can determine based on review of the Official Personnel Folder (OPF).
26	64	Work Schedule Code	Code for the time basis on which an employee is scheduled to work.	Service History		VARCHAR (255)	Y	1	✓	✓	✓	✓	For valid values, reference WORK SCHEDULE in the GDS.
27	65	Summary Year	The year summary information is tracked by, such as the pay year that deductions were made for the retirement account, the year in which the leave without pay was taken, and the year there was a period of intermittent work.	Service History	IRR (SF 2806/3100)	VARCHAR (255)	Y	2	✓	✓	✓	✓	
28	66	Intermittent Work Unit Code	The code that corresponds to how the Intermittent Work Amount will be reported, which can either be in Hours or Days.	Service History	IRR (SF 2806/3100)	VARCHAR (255)	Y	2	✓	✓	✓	✓	For valid values, refer to Appendix H. Intermittent work can be provided in hours or days; however OPM prefers that intermittent work be reported in days. This field is required whenever the employee performed intermittent work.

ICD Seq #	DD #	Data Element Name	Data Element Description	Data Concept	Form	Data	Repeating?	Priority	Retirement	Phased Retirement	Death-in-Service	Preliminary Disability Retirement	Notes
29	67	Intermittent Work Amount	Amount of time worked in hours or days, depending on the Intermittent Work Unit Code, for each distinct period of intermittent service worked during the year.	Service History	IRR (SF 2806/3100)	DECIMAL (11,4)	Y	2	✓	✓	✓	✓	Intermittent Work Amount must be provided for each distinct basic pay rate (i.e. Total Retirement Creditable Basic Pay Rate) per year. Intermittent Work Amount should be provided as a whole number. This field is required whenever the employee performed intermittent work.
30	71	Part-time Hours per Pay Period	Number of hours a part-time employee is scheduled to work during a pay period. This is used to compare the actual hours that the employee actually worked in the period.	Service History	IRR (SF 2806/3100)	DECIMAL (11,4)	Y	2	✓	✓	✓	✓	This is the numerator value of the Part-time Tour of Duty. This field is required when the employee has a part-time work schedule.
31	72	Hypothetical Full-time Regular Tour of Duty for Part-time Employees	Number of hours in a pay period that the employee would be scheduled to work if the employee's work schedule were full-time instead of part-time – usually 80 hours. This is used to compute retirement benefit for part-time employees. This represents the number of hours generally considered to comprise a full-time schedule for the employee's particular employment group or class. This will usually be 80 hours for a bi-weekly pay period. There are, however, a few exceptions where the number of hours that comprise a full-time schedule may be higher or lower than 80 hours. See CSRS and FERS Handbook, section 81A2.2-1-C.1.	Service History	IRR (SF 2806/3100)	DECIMAL (11,4)	Y	2	✓	✓	✓	✓	This is the denominator value of the Part-time Tour of Duty. This field is required when the employee has a part-time work schedule.

ICD Seq #	DD #	Data Element Name	Data Element Description	Data Concept	Form	Data	Repeating?	Priority	Retirement	Phased Retirement	Death-in-Service	Preliminary Disability Retirement	Notes
32	73	Part-time Hours Worked	The actual non-overtime hours paid to a part-time employee. The hours should be the annual amount or for the total period that was part-time if it is less than one year. The hours may be for time worked or taken as paid leave.	Service History	IRR (SF 2806/3100)	DECIMAL (11,4)	Y	3	✓	✓	✓	✓	This field can be provided when the employee has a part-time work schedule and is able to provide actual hours worked per year. This typically happens when an employee worked more part-time hours than his or her tour of duty.
33	85	Military Service Branch Type Code	Branch of the United States Uniformed Services in which the employee served.	Service History	DD 214	VARCHAR (255)	Y	2	✓	✓	✓	✓	For valid values, refer to Appendix H. This field is required if the employee had military service regardless of whether the employee paid the Military Service Deposit.
34	87	Military Service Active Duty Start (From) Date	Date on which active military duty started. The active military service could have occurred prior to the employee's civil service or it could interrupt civil service.	Service History	DD 214	DATE	Y	2	✓	✓	✓	✓	See notes for Military Service Branch Type Code.
35	88	Military Service Active Duty End (To) Date	Date on which active military duty ended. The active military service could have occurred prior to the employee's civil service or it could interrupt civil service.	Service History	DD 214	DATE	Y	2	✓	✓	✓	✓	See notes for Military Service Branch Type Code.
36	90	Military Service Lost Time	The amount of time lost attributable to lost earnings for an identifiable period of absence from active service.	Service History	DD 214	DECIMAL (11,4)	Y	2	✓	✓	✓	✓	See notes for Military Service Branch Type Code. Provide Military Service Lost Time in days. If Lost Time is not reported on the DD 214, compute the Lost Time based on the Active Duty Start Date, Active Duty End Date, and amount of active honorable service.

ICD Seq #	DD #	Data Element Name	Data Element Description	Data Concept	Form	Data	Repeating?	Priority	Retirement	Phased Retirement	Death-in-Service	Preliminary Disability Retirement	Notes
37	92	National Guard Military Service Provision Code	The provision under which the employee's Army National Guard or Air National Guard active military service was performed.	Service History		VARCHAR (255)	Y	2	✓	✓	✓	✓	For valid values, refer to Appendix H. See notes for Military Service Branch Type Code. This field is required if the National Guard Military Service Indicator is 'Y'. The provision can usually be found on the military orders, but may need to be verified with the State Adjutant General. The code for Title 10/32 Blended should only be used when the national guard active military service interrupts civilian service and the employee exercises his or her restoration rights (USERRA) and returns to civil service. If the employee does not exercise restoration rights and separates from the agency, then Title 10 service and Title 32 service must be reported separately.
38	94	Military Retired or Retainer Pay Type Code	The type of military retired pay or retainer pay awarded to the employee.	Service History	SF 2801/SF 3107	VARCHAR (255)		2	✓	✓	✓	✓	This field is required if the employee is in receipt of military retired pay or military retainer pay. The types are mutually exclusive and include reserve service, disability incurred in combat, disability caused by instrumentality of war in the line of duty, regular military retirement, and temporary early retirement authority.

ICD Seq #	DD #	Data Element Name	Data Element Description	Data Concept	Form	Data	Repeating?	Priority	Retirement	Phased Retirement	Death-in-Service	Preliminary Disability Retirement	Notes
39	96	Military Retired or Retainer Pay Waived Indicator	Indicates whether the employee waived military retired or retainer pay in order to receive credit for military service for retirement benefits.	Service History	SF 2801/SF 3107	VARCHAR (1)		2	✓	✓	✓	✓	Y/N This field is required if the employee is in receipt of military retired pay or military retainer pay. If the employee waived military retired or retainer pay then include the copy of the waiver request and response from the Military Retired Pay Center.
40	101	NAF Service Begin Date	Date on which non-appropriated funds service started.	Service History	SF 2801-1/SF 3101	DATE	Y	2	✓	✓	✓	✓	Agency HR should provide this, however the agency may need to obtain information from the NAFs after the employee identified and claimed the service per guidance in BALs 96-107, 96-108, 02-102, 03-102. This field is required if prior NAF Service is being credited under CSRS or FERS based on employee election under the NAF Service Credit provisions of P.L. 104-106 (Section 1043) or P.L. 107-107 (Section 1132).
41	102	NAF Service End Date	Date on which non-appropriated funds service ended.	Service History	SF 2801-1/SF 3101	DATE	Y	2	✓	✓	✓	✓	See notes for NAF Service Begin Date.
42	103	NAF Service Work Schedule Code	Code for the time basis on which an employee is scheduled to work.	Service History	SF 2801-1/SF 3101	VARCHAR (255)	Y	2	✓	✓	✓	✓	See notes for NAF Service Begin Date.
43	104	NAF Service Component Code	The name of the nonappropriated fund component the employee is covered under during the NAF service.	Service History	SF 2801-1/SF 3101	VARCHAR (255)	Y	2	✓	✓	✓	✓	For valid values, refer to Appendix H. See notes for NAF Service Begin Date. In addition to the note above, this field is required when documenting NAF Service that is subject to CSRS or FERS coverage.

ICD Seq #	DD #	Data Element Name	Data Element Description	Data Concept	Form	Data	Repeating?	Priority	Retirement	Phased Retirement	Death-in-Service	Preliminary Disability Retirement	Notes
44	105	NAF Service Credit Election Law	The law the NAF service retirement election was authorized under.	Service History	SF 2801-1/SF 3101	VARCHAR (255)	Y	2	✓	✓	✓	✓	For valid values, refer to Appendix H. See notes for NAF Service Begin Date.
45	386	NAF Service Portability Election Law	The law the NAF service portability election was authorized under. This is the law that allowed the employee to port his or her CSRS or FERS coverage while working for a NAF component.	Service History	SF 2801-1/SF 3101	VARCHAR (255)	Y	2	✓	✓	✓	✓	This field is required when an employee earned retirement credit for NAF Service because the employee ported his or her CSRS or FERS coverage while working for a NAF component.
46	243	Total Retirement Creditable Basic Pay Rate	Rate of basic pay for retirement as determined by the employing agency. Agencies should determine what is included in basic pay for retirement. Some examples of pay to include in the basic pay rate are locality pay, premium pay, and availability pay, special pay for recruiting and retention purposes, and administratively uncontrollable overtime (AUO). When an employee is subject to a pay cap, the pay rate should not exceed the capped rate. For active employees that must have an early retirement processed because of death in service, this is the basic pay at the time of death.	Pay	IRR (SF 2806/3100)	DECIMAL (11,4)	Y	1	✓	✓	✓	✓	

ICD Seq #	DD #	Data Element Name	Data Element Description	Data Concept	Form	Data	Repeating?	Priority	Retirement	Phased Retirement	Death-in-Service	Preliminary Disability Retirement	Notes
47	249	Retirement Creditable Earnings	For Covered Service, this is basic pay creditable under CSRS/FERS. For non-deduction service, this is basic pay that could potentially be creditable for retirement under CSRS/FERS. This is the actual pay that the employee received in the pay year. Includes retirement creditable Customs Officer Overtime pay.	Pay		DECIMAL (11,4)	Y	3	✓	✓	✓	✓	Optional field; if known, provide for non- deduction service.
48	262	Retirement Plan Code	The code of the retirement plan the employee is covered under.	Retirement Plan		VARCHAR (255)	Y	1	✓	✓	✓	✓	For valid values, reference RETIREMENT PLAN in the GDS.
49	263	Effective Date of FERS Election	The effective date of election to FERS coverage.	Retirement Plan	IRR (SF 2806/3100) SF 3109	DATE		3	✓	✓	✓	✓	When applicable, provide this field if the agency can determine based on review of the Official Personnel Folder (OPF).
50	265	FERCCA Code	Indicates whether there has ever been a retirement coverage error that falls under the provisions of the Federal Erroneous Retirement Coverage Corrections Act (FERCCA). Retirement coverage errors under FERCCA should include any erroneous FERS coverage that were resolved through the deemed FERS provision or any retirement coverage error that lasted for at least 3 years of service.	Retirement Plan		VARCHAR (255)		2	✓	✓	✓	✓	For valid values, refer to Appendix H.
51	268	LWOP Type Code	The code that reflects the reason an employee is placed on leave without pay.	LWOP		VARCHAR (255)	Y	2	✓	✓	✓	✓	For valid values, refer to Appendix H. This field is required when the employee goes on LWOP, including Uniformed Services absences (formerly LWOP-US).

ICD Seq #	DD #	Data Element Name	Data Element Description	Data Concept	Form	Data	Repeating?	Priority	Retirement	Phased Retirement	Death-in-Service	Preliminary Disability Retirement	Notes
52	286	Military Service Deposit Payment Status	The status of the military deposit owed to cover the distinct period of military service.	Service Credit		VARCHAR (255)	Y	2	✓	✓	✓	✓	For valid values, refer to Appendix H. This field is required if the employee had military service regardless of whether the employee paid the Military Service Deposit.
53	298	Court Order FEHB Coverage Indicator	Indicates that there is a court order requiring that the employee have family Federal Employees Health Benefits Program (FEHB) coverage, which is mandated by the Children's Equity Act of 2000.	Insurance		VARCHAR (1)		2	✓		✓	✓	Y/N This field is required for a retirement.
54	303	FEHB Eligible Code	The code that corresponds to the agency determination of whether an employee can continue FEHB coverage into retirement.	Insurance		VARCHAR (255)		2	✓		✓	✓	This field is required for a retirement.
55	309	FEHB OPM Change Indicator	Indicates whether OPM needs to process an FEHB change for the employee. This situation occurs when an employee retires around open season, makes an FEHB change, but the change does not go into effect until after retirement. OPM needs to process the FEHB change on behalf of the employee during the open season.	Insurance		VARCHAR (1)		2	✓		✓	✓	Y/N This field is required for a retirement.
56	314	Annual Rate of Basic Pay for FEGLI	Annual pay for FEGLI purposes as of the date the FEGLI coverage ends. Inclusions per 5 CFR 870.204.	Insurance	SF 2821	DECIMAL (11,4)		2	✓		✓	✓	This field is required for a retirement or death-in-service of a reemployed annuitant; however, this field does not need to be provided if the employee waived FEGLI coverage prior to retirement and is therefore not eligible to continue FEGLI coverage as an annuitant.

ICD Seq #	DD #	Data Element Name	Data Element Description	Data Concept	Form	Data	Repeating?	Priority	Retirement	Phased Retirement	Death-in-Service	Preliminary Disability Retirement	Notes
57	315	FEGLI Assignment Indicator	Indicates whether an employee has an RI 76-10 Assignment Form on file.	Insurance	SF 2821	VARCHAR (1)		2	✓		✓	✓	Y/N This field is required for a retirement or death-in-service of a reemployed annuitant; however, this field does not need to be provided if the employee waived FEGLI coverage prior to retirement and is therefore not eligible to continue FEGLI coverage as an annuitant.
58	316	FEGLI Living Benefits Code	An employee's type of living benefits election. Possible values are: Full, Partial, and None.	Insurance	SF 2821	VARCHAR (255)		2	✓		✓	✓	This field is required for a retirement or death- in-service of a reemployed annuitant. Election can be made prior to retirement, but only required at retirement for non-Title 5 agencies that do not have an 805 or 806 (or equivalent) action. This value can be derived from the Nature of Action code. NOA 806 indicates partial living benefits were elected and NOA 805 indicates full living benefits were elected.
59	317	FEGLI Post-Election Basic Insurance Amount	Indicates the FEGLI Post-Election Basic Insurance Amount when an employee has elected partial living benefits. This amount will not change in the future.	Insurance	SF 2821	DECIMAL (11,4)		2	✓		✓	✓	This field is required for a retirement or death-in-service of a reemployed annuitant when the employee elected partial living benefits (NOA Code 806).
60	318	FEGLI Basic Coverage Indicator	Indicates whether the employee is eligible to continue FEGLI Basic coverage into retirement.	Insurance	SF 2818	VARCHAR (1)		2	✓		✓	✓	Y/N This field is required for a retirement.
61	320	FEGLI Option A Indicator	If eligible, indicates that the employee has Option coverage and wants Option coverage in retirement.	Insurance	SF 2818	VARCHAR (1)		2	✓		✓	✓	Y/N This field is required for a retirement.

ICD Seq #	DD #	Data Element Name	Data Element Description	Data Concept	Form	Data	Repeating?	Priority	Retirement	Phased Retirement	Death-in-Service	Preliminary Disability Retirement	Notes
62	322	FEGLI Option B Number of Multiples	The number of multiples of Option B coverage. This should be the lowest multiple of Option B the employee has had in the last five (5) years or first opportunity to enroll.	Insurance	SF 2818	DECIMAL (11,4)		2	✓		✓	✓	This field is required for a retirement.
63	325	FEGLI Option C Number of Multiples	The number of multiples of Option C coverage. This should be the lowest multiple of Option C the employee has had in the last five (5) years or first opportunity to enroll.	Insurance	SF 2818	DECIMAL (11,4)		2	✓		✓	✓	This field is required for a retirement.
64	327	Court Orders for FEGLI Purposes Indicator	Indicates whether an employee has a certified court order for FEGLI purposes per 5 CFR 870.801 on file. Court order means any court decree of divorce, annulment, or legal separation, or the terms of any court order or court-approved property settlement agreement relating to any court decree of divorce, annulment, or legal separation, the terms of which require FEGLI benefits to be paid to a specific person or persons.	Insurance		VARCHAR (1)		2	✓		✓	✓	Y/N This field is required for a retirement or death-in-service of a reemployed annuitant; however, this field does not need to be provided if the employee waived FEGLI coverage prior to retirement and is therefore not eligible to continue FEGLI coverage as an annuitant.
65	329	FEGLI Court Order Receipt Date	Date the employing agency receives the court order for FEGLI purposes.	Insurance		DATE		2	✓		✓	✓	This field is required if there is a Court Order for FEGLI purposes. To be valid, the agency must have received the court order on or after July 22, 1998.

ICD Seq #	DD #	Data Element Name	Data Element Description	Data Concept	Form	Data	Repeating?	Priority	Retirement	Phased Retirement	Death-in-Service	Preliminary Disability Retirement	Notes
66	330	Date SF-2819 Issued (Notice of Conversion Privilege)	Date on which the FEGLI Notice of Conversion Privilege form was issued to the employee.	Insurance	SF 2821	DATE		2	✓		✓	✓	This field is required for a retirement or death- in-service of a reemployed annuitant; however, this field does not need to be provided if: 1. The employee waived FEGLI coverage prior to retirement and is therefore not eligible to continue FEGLI coverage as an annuitant. 2. The employee's FEGLI terminated prior to retirement because of being in LWOP for over 12 months.
67	331	Converted FEGLI to Private Policy Indicator	Indicates whether the employee converted FEGLI coverage to a private policy.	Insurance		VARCHAR (1)		2	✓		✓	✓	Y/N The agency would provide this information if the employee indicated that he/she planned to convert coverage. OPM needs the conversion information because if the employee converted the coverage, they cannot have FEGLI coverage again as an annuitant unless they cancel the conversion.
68	332	Certified Date	The date the employee's electronic record was certified.	Metadata		DATE		1	✓	✓	✓	✓	
69	333	Certified By	The full name of the certifying authority.	Metadata		VARCHAR (255)		1	✓	✓	✓	✓	
70	334	Certifier Title	The title of the certifying authority.	Metadata		VARCHAR (255)		1	✓	✓	✓	✓	
71	335	Human Resource Contact Name	The name of an appropriate HR point of contact able to address OPM's questions or concerns about the SSR.	HR Contact Information	SF 2801/SF 3107 OPM 1482	VARCHAR (255)		1	✓	✓	✓	✓	
72	336	Human Resource Contact Telephone Number	The telephone number of an appropriate HR point of contact able to address OPM's questions or concerns about the SSR.	HR Contact Information	SF 2801/SF 3107 OPM 1483	VARCHAR (255)		1	✓	✓	✓	✓	

ICD Seq #	DD #	Data Element Name	Data Element Description	Data Concept	Form	Data	Repeating?	Priority	Retirement	Phased Retirement	Death-in-Service	Preliminary Disability Retirement	Notes
73	337	Human Resource Contact Fax Number	The fax number of an appropriate HR point of contact able to address OPM's questions or concerns about the SSR.	HR Contact Information	SF 2801/SF 3107 OPM 1483	VARCHAR (255)		1	✓	✓	✓	✓	
74	338	Human Resource Contact Email Address	The email address of an appropriate HR point of contact able to address OPM's questions or concerns about the SSR.	HR Contact Information	SF 2801/SF 3107 OPM 1483	VARCHAR (255)		2	✓	✓	✓	✓	
75	341	OWCP Death Indicator	Indicates whether the agency believes the employee may have died in the performance of duty and may be entitled to OWCP benefits.	Death Benefit	SF 2800/SF 3104 SF 2800A/SF 3104B	VARCHAR (1)		2			✓		Y/N The agency completes the CA-6, Official Supervisor's Report of Employee's Death, if the employee dies in the performance of duty. The Federal Employees' Compensation Act (FECA) is the law that allows the survivor to receive compensation for death of an employee. This field is required for a death-in-service.
76	344	Employing Agency Address Line 1	First line of the employing agency's mailing address. This is required so that, when necessary, OPM can mail forms to the agency.	Agency Contact Information	SF 2801/SF 3107	VARCHAR (255)		1	✓	✓	✓	✓	
77	345	Employing Agency Address Line 2	Second line of the employing agency's mailing address.	Agency Contact Information	SF 2801/SF 3107	VARCHAR (255)		2	✓	✓	✓	✓	
78	346	Employing Agency Address Line 3	Third line of the employing agency's mailing address.	Agency Contact Information	SF 2801/SF 3107	VARCHAR (255)		2	✓	✓	✓	✓	
79	347	Employing Agency City	City of the employing agency's mailing address. This is required so that, when necessary, OPM can mail forms to the agency.	Agency Contact Information	SF 2801/SF 3107	VARCHAR (255)		1	✓	✓	✓	✓	

ICD Seq #	DD #	Data Element Name	Data Element Description	Data Concept	Form	Data	Repeating?	Priority	Retirement	Phased Retirement	Death-in-Service	Preliminary Disability Retirement	Notes
80	348	Employing Agency State Code	State code of the employing agency's mailing address. This is required so that, when necessary, OPM can mail forms to the agency.	Agency Contact Information	SF 2801/SF 3107	VARCHAR (255)		1	✓	✓	✓	✓	For valid values, refer to Appendix H.
81	349	Employing Agency Postal Code	Postal code of the employing agency's mailing address. This is required so that, when necessary, OPM can mail forms to the agency.	Agency Contact Information	SF 2801/SF 3107	VARCHAR (255)		1	✓	✓	✓	✓	
82	350	Employing Agency Country Code	Country Code of the employing agency's mailing address. International Country Codes as defined by the United States Postal Service. This is required so that, when necessary, OPM can mail forms to the agency.	Agency Contact Information	SF 2801/SF 3107	VARCHAR (255)		1	✓	✓	✓	✓	For valid values, refer to Appendix H.
83	351	OPM Form 1510 Indicator	Indicates whether the agency has included OPM Form 1510 (Required Documentation for Discontinued Service Retirement) and additional documentation for the employee.	Supporting Documentation	SF 2801/SF 3107	VARCHAR (1)		1	✓		✓	✓	Y/N For details on when OPM Form 1510 should be sent to OPM, refer to Section 6.3.
84	352	Agency Certification Letter of Special Service Indicator	Indicates whether the agency has included a letter certifying that the employee performed service in a special population, such as law enforcement officers, firefighters, Customs Border Patrol Officers, Air Traffic Controllers, and Nuclear Materials Couriers.	Supporting Documentation	SF 2801/SF 3107	VARCHAR (1)		1	✓		✓	✓	Y/N For details on when the agency Certification Letter of Special Service Indicator should be sent to OPM, refer to Section 6.3.
85	353	OWCP Supporting Documentation Indicator	Indicates whether the agency has included Office of Workers' Compensation supporting documentation when the employee has been approved for compensation benefits.	Supporting Documentation	SF 2801/SF 3107	VARCHAR (1)		1	✓	✓	✓	✓	Y/N For details on when OWCP Supporting Documentation should be sent to OPM, refer to Section 6.3.

ICD Seq #	DD #	Data Element Name	Data Element Description	Data Concept	Form	Data	Repeating?	Priority	Retirement	Phased Retirement	Death-in-Service	Preliminary Disability Retirement	Notes
86	354	Agency Annuity Estimate Indicator	Indicates whether the agency has included an annuity estimate.	Supporting Documentation	SF 2801/SF 3107	VARCHAR (1)		1	✓	✓	✓	✓	Y/N For details on when the agency Annuity Estimate should be sent to OPM, refer to Section 6.3.
87	355	SF 2809 Code	The code that reflects whether the agency has included all SF 2809 (health benefit registration) forms for the employee or sent them to OWCP.	Supporting Documentation	SF 2801/SF 3107	VARCHAR (255)		1	✓		✓	✓	For valid values, refer to Appendix H. For details on when SF 2809's should be sent to OPM, refer to Section 6.3.
88	356	SF 2810 Code	The code that reflects whether the agency has included all SF 2810 (change in health benefit enrollment) forms for the employee or sent them to OWCP.	Supporting Documentation	SF 2801/SF 3107	VARCHAR (255)		1	✓		✓	✓	For valid values, refer to Appendix H. For details on when SF 2810's should be sent to OPM, refer to Section 6.3.
89	357	SF 2821 Indicator	Indicates whether the agency has included the SF 2821 (Agency Certification of Insurance Status) form for the employee.	Supporting Documentation	SF 2801/SF 3107	VARCHAR (1)		1	✓		✓	✓	Y/N For details on when the SF 2821 should be sent to OPM, refer to Section 6.3.
90	358	SF 2818 Indicator	Indicates whether the agency has included the SF 2818 (Continuation of Life Insurance Coverage as an Annuitant or Compensation) form for the employee.	Supporting Documentation	SF 2801/SF 3107	VARCHAR (1)		1	✓		✓	✓	Y/N For details on when the SF 2818 should be sent to OPM, refer to Section 6.3.
91	359	SF 2823 Indicator	Indicates whether the agency has included all SF 2823 (FEGLI Designation of Beneficiary) forms for the employee.	Supporting Documentation	SF 2801/SF 3107	VARCHAR (1)		1	✓		✓	✓	Y/N Includes SF-54. For details on when SF 2823's should be sent to OPM, refer to Section 6.3.

ICD Seq #	DD #	Data Element Name	Data Element Description	Data Concept	Form	Data	Repeating?	Priority	Retirement	Phased Retirement	Death-in-Service	Preliminary Disability Retirement	Notes
92	360	SF 2817 Indicator	Indicates whether the agency has included all SF 2817 (FEGLI Election) forms for the employee.	Supporting Documentation	SF 2801/SF 3107	VARCHAR (1)		1	✓		✓	✓	Y/N Includes SF-176 and SF-176T. For details on when SF 2817's should be sent to OPM, refer to Section 6.3.
93	361	SF 3112 Indicator	Indicates whether the agency has included the SF 3112 (Documentation in Support of Disability Retirement Application) form and all supporting documentation for the employee.	Supporting Documentation	SF 2801/SF 3107	VARCHAR (1)		1	✓			✓	Y/N For details on when the SF 3112 should be sent to OPM, refer to Section 6.3.
94	362	SF 3102 Indicator	Indicates whether the agency has included all SF 3102 (FERS Designation of Beneficiary) forms for the employee.	Supporting Documentation	SF 2801/SF 3107	VARCHAR (1)		1	✓		✓	✓	Y/N For details on when the SF 3102 should be sent to OPM, refer to Section 6.3.
95	363	Military Service Deposit Counseling Indicator	Indicates whether the agency has advised the employee or survivor of the effects of not paying the Post-56 Military Service Deposit. In the case of a death-in-service, the agency is responsible for counseling the survivor.	Service History	SF 2801/SF 3107	VARCHAR (1)		1	✓	✓	✓	✓	Y/N
96	364	Agency Code	The federal agency the employee has creditable service with. This is the first two characters of the Agency Subelement Code.	Service History	SF 2801/SF 3107	VARCHAR (255)	Y	1	✓	✓	✓	✓	To report military service, use the Military Service Branch Type Code.
97	365	Service Start Date	The date the employee started working at the federal agency or Military Service Branch.	Service History	SF 2801/SF 3107	DATE	Y	1	✓	✓	✓	✓	To report military service, use the Military Service Active Duty Start (From) Date.
98	366	Service End Date	The date the employee separated from the federal agency or Military Service Branch.	Service History	SF 2801/SF 3107	DATE	Y	1	✓	✓	✓	✓	To report military service, use the Military Service Active Duty End (To) Date.
99	367	Work Schedule Effective Date	Date on which the employee started working in a particular work schedule.	Service History	SF 2801/SF 3107	DATE	Y	1	✓	✓	✓	✓	

ICD Seq #	DD #	Data Element Name	Data Element Description	Data Concept	Form	Data	Repeating?	Priority	Retirement	Phased Retirement	Death-in-Service	Preliminary Disability Retirement	Notes
100	368	LWOP Start Date	Date the employee entered into a temporary nonpay status and nonduty status.	Service History	SF 2801/SF 3107	DATE	Y	2	✓	✓	✓	✓	This field is required when the employee goes on LWOP, including Uniformed Services absences (formerly LWOP-US).
101	369	LWOP End Date	Date the employee ends a temporary nonpay and nonduty status.	Service History	SF 2801/SF 3107	DATE	Y	2	✓	✓	✓	✓	This field is required when the employee goes on LWOP, including Uniformed Services absences (formerly LWOP-US).
102	370	Special Population Indicator	Indicates whether the employee was considered to be in a special population during the reported period of service.	Service History	SF 2801/SF 3107	VARCHAR (1)	Y	1	✓	✓	✓	✓	Y/N
103	371	Remarks	This is a free-form text field that the employing agency may use to document anything unusual or noteworthy about the employee's service at the agency or Military Branch.	Service History	SF 2801/SF 3107	VARCHAR (255)	Y	3	✓	✓	✓	✓	
104	372	Non-deduction Service Start Date	Date on which the non-deduction service started.	Service History	SF 2801/SF 3107	DATE	Y	2	✓	✓	✓	✓	This field is required if the employee has non- deduction service.
105	373	Non-deduction Service End Date	Date on which the non-deduction service ended.	Service History	SF 2801/SF 3107	DATE	Y	2	✓	✓	✓	✓	This field is required if the employee has non-deduction service.
106	374	Non-deduction Service Earnings Start Date	The start date of the non-deduction service period for which the earnings are known.	Service History	SF 2801/SF 3107	DATE	Y	3	✓	✓	✓	✓	
107	375	Non-deduction Service Earnings End Date	The end date of the non-deduction service period for which the earnings are known.	Service History	SF 2801/SF 3107	DATE	Y	3	✓	✓	✓	✓	
108	376	Non-deduction Service LWOP Hours	The amount of hours the employee was on leave without pay for the type of LWOP.	Service History	SF 2801/SF 3107	DECIMAL (11,4)	Y	2	✓	✓	✓	✓	This field is required when the employee goes on LWOP, including Uniformed Services absences (formerly LWOP-US). LWOP Hours should be reported by Summary Year.
109	377	Non-deduction Service Intermittent Start Date	The start date of each distinct intermittent service period.	Service History	SF 2801/SF 3107	DATE	Y	2	✓	✓	✓	✓	This field is required whenever the employee performed intermittent work during a period of non-deduction service.

ICD Seq #	DD #	Data Element Name	Data Element Description	Data Concept	Form	Data	Repeating?	Priority	Retirement	Phased Retirement	Death-in-Service	Preliminary Disability Retirement	Notes
110	378	Non-deduction Service Intermittent End Date	The end date of each distinct intermittent service period.	Service History	SF 2801/SF 3107	DATE	Y	2	✓	✓	✓	✓	This field is required whenever the employee performed intermittent work during a period of non-deduction service.
111	379	Non-deduction Service Part-time Hours Worked	The total number of part-time hours the employee worked during the non-deduction service period.	Service History	SF 2801/SF 3107	DECIMAL (11,4)	Y	3	✓	✓	✓	✓	This field is optional for part-time service. Agencies can provide this information when the employee worked more than his or her scheduled tour of duty. If the agency can provide part-time hours, the hours should be reported by Summary Year.
112	380	Non-deduction Service Deposit Payment Status	The status of the deposit owed to cover the distinct period of non-deduction service.	Service History	SF 2801/SF 3107	VARCHAR (255)	Y	2	✓	✓	✓	✓	For valid values, refer to Appendix H. This field is required if the employee has non-deduction service.
113	381	National Guard Military Service Indicator	Indicates whether the active duty military service performed by the employee was for either the Army National Guard or Air National Guard.	Service History		VARCHAR (1)	Y	2	✓	✓	✓	✓	This field is required if the employee performed Army National Guard or Air National Guard active military service and 1. The employee paid (partially or in full) the Military Service Deposit while at the current agency OR 2. The service interrupted civilian service (i.e. LWOP-US) regardless of whether the employee paid the Military Service Deposit.

ICD Seq #	DD #	Data Element Name	Data Element Description	Data Concept	Form	Data	Repeating?	Priority	Retirement	Phased Retirement	Death-in-Service	Preliminary Disability Retirement	Notes
114	384	Lost Military Membership for Military Medical Reason(s) Indicator	Indicates whether the military reserve technician or national guard technician lost his or her military membership for military medical reason(s). The technician must provide supporting documentation from the service level Physical Disability Evaluation System (PDES). An example of supporting documentation is the DA Form 199 (ARMY).	Supporting Documentation		VARCHAR (1)		2	✓		✓	✓	This field is required for military reserve technician or a national guard technician applying for a disability retirement. For details on when supporting documentation should be sent to OPM, refer to Section 6.3.
115	385	CSRS Component Indicator	Indicates whether the employee has a CSRS Component based on the agency's review of his or her service history.	Service History		VARCHAR (1)		1	✓	✓	✓	✓	Y/N
116	52	Legal Authority Code 1	The law, executive order, rule, regulation, or other basis that authorizes the appointing officer to effect a personnel action on an employee.	Service History		VARCHAR (255)	Y	2	✓	✓	✓	✓	For valid values, reference LEGAL AUTHORITY (1) in the GDS. This field is required for a Non-deduction Service Action that relate to appointments; appointment actions or changes to appointments.
117	387	NAF Service Total Hours Worked	The total hours the employee worked for the NAF Service Component when not in a full-time work schedule.	Service History	SF 2801-1/SF 3107-1	DECIMAL (11,4)	Y	2	✓	✓	✓	✓	This field is required when an employee elects retirement credit for NAF Service and the work schedule is not full-time.
118	406	Estimated Monthly Annuity Supplement Amount	Estimated amount of the retiree annuity supplement benefit paid until age 62 to certain FERS employees who retire before age 62 and who are entitled to an immediate annuity. The supplement approximates the value of FERS service in a Social Security benefit.			DECIMAL (11,4)	N	3	✓	✓	✓	✓	
119	407	Annuity Supplement Effective Date	Effective date for beginning the payment of the annuity supplement			DATE	N	3	✓	✓	✓	✓	

ICD Seq #	DD #	Data Element Name	Data Element Description	Data Concept	Form	Data	Repeating?	Priority	Retirement	Phased Retirement	Death-in-Service	Preliminary Disability Retirement	Notes
120	408	Agency Monthly Annuity Estimate	Agency estimate of the retiree's gross monthly annuity			DECIMAL (11,4)	N	3	✓	✓	✓	✓	This is the monthly amount <u>after</u> reductions for survivor benefit, unpaid refunded service and non-deduction service and <u>before</u> deductions for health insurance, life insurance and federal income tax.
121	388	Retirement Application Format Code	The code that reflects how the applicant data will be provided to OPM for processing an application for retirement, phased retirement, preliminary disability, or death-in-service claim. Applicant data can be provided in paper format (SF 2801/SF 3107) or in electronic format (Online Retirement Application).	Supporting Documentation	SF 2801/SF 3107	VARCHAR (1)		1	✓	✓	✓	✓	For valid values, refer to Appendix H.
122	389	Spouse's Consent to Survivor Election Indicator	Indicates whether the agency has included the SF 2801-2 or SF 3107-2 (Spouse's Consent to Survivor Election) form for the employee.	Supporting Documentation	SF 2801-2/SF 3107-2	VARCHAR (1)		1	✓		✓	✓	Y/N
123	390	DD214 Indicator	Indicates whether the agency has included the DD214 or equivalent form, such as Military Orders, pay records from the military showing active duty, etc. for the employee.	Supporting Documentation	DD 214	VARCHAR (1)		1	✓	✓	✓	✓	Y/N
124	391	Return of Military Service Credit Deposit Indicator	Indicates whether the agency has included supporting documentation, such as the SF 2802 or SF 3106 or other correspondence, in support of the employee's request to return Military Service Deposit(s) when military retired pay is not waived.	Supporting Documentation	SF 2802/SF 3106	VARCHAR (1)		2	✓	✓	✓	✓	Y/N
125	392	Federal Income Tax Withholding Indicator	Indicates whether the agency has included the W-4 (Federal Income Tax Withholding) form for the employee.	Supporting Documentation	W-4	VARCHAR (1)		2	✓	✓	✓	✓	Y/N

ICD Seq #	DD #	Data Element Name	Data Element Description	Data Concept	Form	Data	Repeating?	Priority	Retirement	Phased Retirement	Death-in-Service	Preliminary Disability Retirement	Notes
126	393	FEHB Previous Coverage Documentation Indicator	Indicates whether the agency has included documentation that demonstrates an employee met the participation requirement to continue health benefits into retirement based on previous coverage as a family member under someone else's FEHB plan or coverage under TRICARE or TRICARE for Life.	Supporting Documentation		VARCHAR (1)		1	✓		✓	✓	Y/N
127	266	Manual Submission Reason Code	The reason a Summary of Service Record (SSR) is incomplete and supporting paper documentation will be provided to complete the record.	Retirement Plan		VARCHAR (255)		2	✓	✓	✓	✓	This field is required if the SSR is incomplete and needs to be supplemented with paper documentation.
128	399	Dual Appointment Indicator	Indicates whether the covered or non-deduction service occurred when the employee worked under more than one appointment at any point during the reported period of service.	Service History		VARCHAR (1)	Y	1	✓	✓	✓	✓	Y/N
129	400	Payroll Contact Name	The name of an appropriate payroll point of contact able to address OPM's questions or concerns about the SSR.	Payroll Contact Information		VARCHAR (255)		1	✓	✓	✓	✓	
130	401	Payroll Contact Telephone Number	The telephone number of an appropriate payroll point of contact able to address OPM's questions or concerns about the SSR.	Payroll Contact Information		VARCHAR (255)		1	✓	✓	✓	✓	
131	402	Payroll Contact Fax Number	The fax number of an appropriate payroll point of contact able to address OPM's questions or concerns about the SSR.	Payroll Contact Information		VARCHAR (255)		1	✓	✓	✓	✓	
132	403	Payroll Contact Email Address	The email address of an appropriate payroll point of contact able to address OPM's questions or concerns about the SSR.	Payroll Contact Information		VARCHAR (255)		2	✓	✓	✓	✓	

ICD Seq #	DD #	Data Element Name	Data Element Description	Data Concept	Form	Data	Repeating?	Priority	Retirement	Phased Retirement	Death-in-Service	Preliminary Disability Retirement	Notes
133	404	Submitting Agency Subelement Code	Agency and, where applicable, the administrative sub-division (i.e. subelement) in which a person is employed as of the time the SSR is generated.	Service History		VARCHAR (255)		1	✓	✓	✓	✓	For valid values, reference AGENCY/SUBELEMENT in the Guide to Personnel Data Standards (GDS).
134	405	Submitting Personnel Office Identifier	The identification of the federal civilian personnel office authorized to appoint and separate an employee, and to the extent such functions have been delegated, prepare personnel actions, maintain official personnel records, and administer programs for serviced employees. Provide the Personnel Office Identifier that the employee is associated with as of the time the SSR is generated.	Service History		VARCHAR (255)		1	✓	✓	✓	✓	For valid values, reference PERSONNEL OFFICE IDENTIFIER in the GDS.

Table 9: Summary of Service Specification

6.3 Supporting Documentation Indicators

The following supporting documentation indicators are required for the Summary of Service Record; the indicators are intended to inform OPM whether the agency is sending certain supplemental documents with the retirement package. The indicators being required and the supporting documentation being required are two separate things; please refer to the table below for the situations requiring that actual supporting documents be included, as applicable. In the columns below, “RA” stands for Reemployed Annuitant.

DD #	Data Element	Non-Disability Retirement	Disability Retirement	Death-in-Service of RA	Death-in-Service of Non-RA	Preliminary Disability	Phased Retirement	Notes
351	OPM Form 1510 Indicator	✓						Required if the employee was separated for a discontinued service retirement.
352	Agency Certification Letter of Special Service Indicator	✓	✓	✓	✓			Required if the employee performed service in a special population, such as law enforcement officers, firefighters, Customs Border Patrol Officers, Air Traffic Controllers, and Nuclear Materials Couriers.
353	OWCP Supporting Documentation Indicator	✓	✓	✓	✓	✓	✓	Required if the employee is receiving or has applied for OWCP benefits.
354	Agency Annuity Estimate Indicator	✓	✓	✓	✓	✓	✓	
355	SF 2809 Code	✓	✓	✓	✓		✓	
356	SF 2810 Code	✓	✓	✓	✓		✓	
360	SF 2817 Indicator	✓	✓	✓			✓	
358	SF 2818 Indicator	✓	✓	✓			✓	
357	SF 2821 Indicator	✓	✓	✓			✓	
359	SF 2823 Indicator	✓	✓	✓			✓	
362	SF 3102 Indicator	✓	✓	✓	✓		✓	Required if the employee has FERS coverage.
361	SF 3112 Indicator					✓	✓	
384	Lost Military Membership for Military Medical Reason(s) Indicator					✓	✓	This field is required for a military reserve technician or national guard technician.
385	SF 3116 Elections Form Indicator						✓	Required if the employee elected phased retirement; opted out of phased retirement; or moved to another agency as a phased retiree.

Table 10: Supporting Documentation Indicators

Appendix A – ERR Example for Separation

The separation business example is intended to depict a realistic employee scenario to demonstrate the type of information to provide at separation, the relationships between data elements, and how repeating fields can be used. The example only reflects a subset of the retirement data elements that may be provided when an employee separates from the federal government, as applicable to the scenario.

In the example, the employee was hired at the Department of Energy on September 4, 2006 as a Roofing Specialist. This was the employee's first appointment in the federal government. Less than a year after working at Energy, the employee was injured in an on-the-job accident and went on leave without pay (LWOP) as a result of the injury. While on LWOP, the employee was approved for and received Office of Workers' Compensation Program (OWCP) benefits for the entire eight month LWOP period. After eight months, the employee was rehabilitated and returned to duty. Upon his return, the agency neglected to deduct FEHB premiums from the employee's salary, which resulted in the employee incurring a debt. After returning to the agency, the employee resigned on March 13, 2009.

The example is provided in Excel and XML.

The Excel version can be found using the following link:

<http://www.opm.gov/policy-data-oversight/data-analysis-documentation/enterprise-human-resources-integration/retirement-reporting/separation-example.xls>

The XML version can be found using the following link:

<http://www.opm.gov/policy-data-oversight/data-analysis-documentation/enterprise-human-resources-integration/retirement-reporting/separation-example-1.xml>

Appendix B – ERR Example for Transfer

The transfer business example is intended to depict a realistic employee scenario to demonstrate the type of information to provide for a transfer, the relationships between data elements, and how repeating fields can be used. The example only reflects a subset of the retirement data elements that may be provided when an employee transfers to another agency or transfers payroll providers, as applicable to the scenario.

In the example, the employee was appointed to a civilian service covered position with the Department of Navy on September 4, 2006. Prior to this appointment, the employee had military service from September 1, 1982 to September 1, 1990. During his employment at Dept. of Navy, the employee elected to pay the Military Service Deposit for this prior period of military service and changed work schedules. Specifically, the employee changed from a full-time work schedule to a part-time work schedule, and then later changed to an intermittent work schedule. In his second year of employment (2007), the employee took leave without pay for uniformed services and leave without pay for the Family and Medical Leave Act (FMLA). Finally, the employee transferred to Dept. of Army on October 18, 2008.

The example is provided in Excel and XML.

The Excel version can be found using the following link: <http://www.opm.gov/policy-data-oversight/data-analysis-documentation/enterprise-human-resources-integration/retirement-reporting/transfer-example.xls>

The XML version can be found using the following link:

<http://www.opm.gov/policy-data-oversight/data-analysis-documentation/enterprise-human-resources-integration/retirement-reporting/transfer-example-1.xml>

Appendix C – ERR Example for FERS Election

The FERS election business examples are intended to depict realistic employee scenarios to demonstrate the type of information to provide for a FERS election, the relationships between data elements, and how repeating fields can be used. The examples only reflect a subset of the retirement data elements that may be provided when an employee elects to transfer to FERS, as applicable to the scenario.

There are three FERS Election examples. In the first example (“FERS_Except” tab), an employee returns to work on September 27, 2009 under a temporary appointment subject to FICA coverage, converts to an excepted appointment subject to CSRS Offset on September 26, 2010, and then submits a belated election to transfer to FERS on September 22, 2011. The agency accepts the belated FERS election because it was due to circumstances beyond the employee’s control and processes a change in retirement plan action effective September 25, 2011. The employee had two previous periods of Federal Service: from October 3, 1983 to April 21, 2004 under CSRS, and from April 29, 2005 to June 27, 2008 under CSRS Offset.

The second example (“FERS_Term” tab) is similar to the first example, except instead of converting to an excepted appointment, the employee converts to a term appointment subject to FICA coverage on September 26, 2010. All other details are the same.

The third example (“FERS_1PP” tab) is similar to the first example, except instead of making a belated FERS election, the employee immediately elects to transfer to FERS. The change in retirement plan action is processed on October 10, 2010.

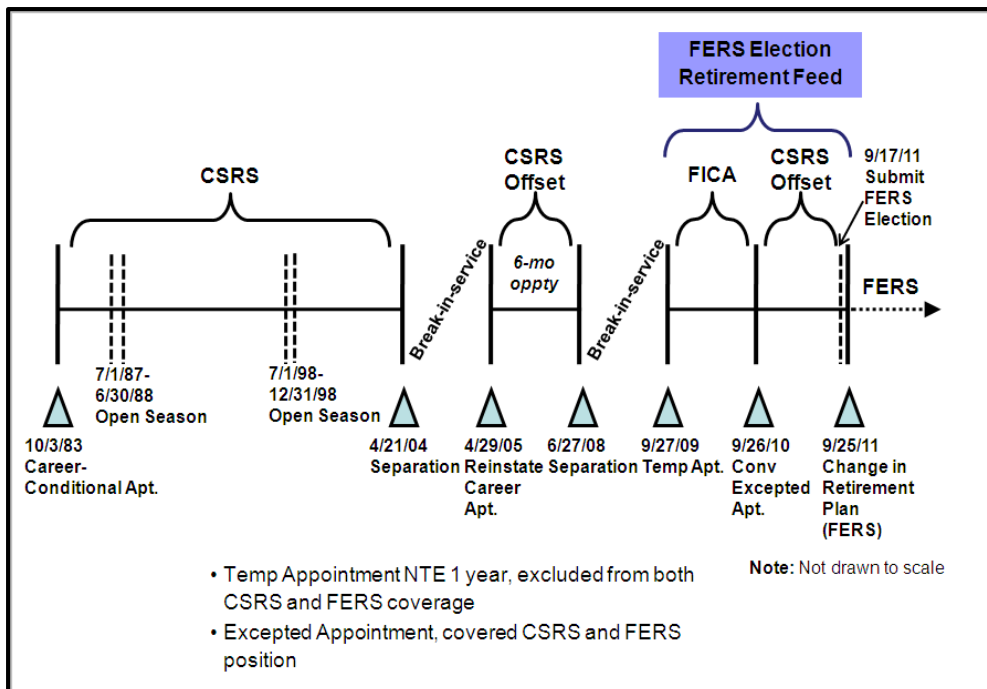


Figure 6: Timeline for FERS Election Example #1

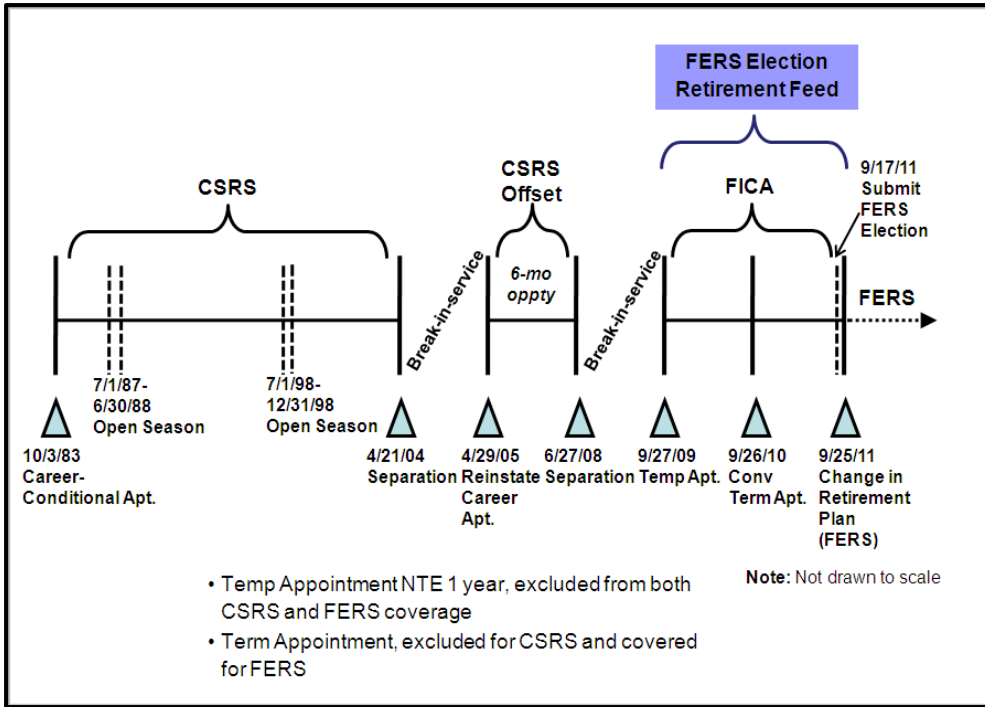


Figure 7: Timeline for FERS Election Example #2

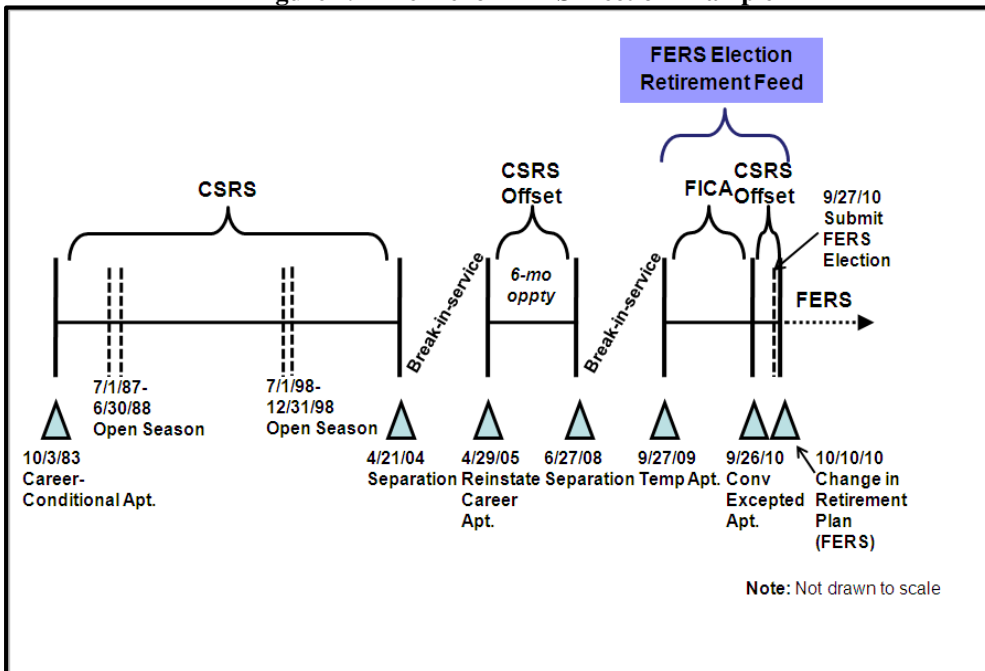


Figure 8: Timeline for FERS Election Example #3

The examples are provided in Excel and XML.

The Excel version can be found using the following link:

<http://www.opm.gov/policy-data-oversight/data-analysis-documentation/enterprise-human-resources-integration/retirement-reporting/fers-election-example.xls>

The XML version can be found using the following link:

<http://www.opm.gov/policy-data-oversight/data-analysis-documentation/enterprise-human-resources-integration/retirement-reporting/fers-election-example-1.xml>

Appendix D – ERR Examples for Reemployed Annuitant Separation

Due to the unique nature and special handling required for reemployed annuitants, four (4) separation examples have been provided to demonstrate how to report different reemployed annuitant scenarios. For each separation example, there is a pay period breakdown in the associated PDF document to explain how the annuity offset, deductions, etc. were determined for each summary year.

In all four examples, the employee voluntarily retired in November 2008 and started receiving retirement annuity payments. Six months later, the employee was rehired at Department of Education to a term, intermittent position. Four (4) months after the appointment, the employee's work schedule changed from intermittent to full-time. After 14 months of employment, the employee resigned from Department of Education. Due to the intermittent service, the employee was not eligible for a supplemental annuity.

A short description about each example is listed below:

1. Example #1 (RA Separation #1 tab) – FERS Reemployed Annuitant, automatic retirement deductions
2. Example #2 (RA Separation #2 tab) – CSRS Offset Reemployed Annuitant, delayed election to make retirement deductions
3. Example #3 (RA Separation #3 tab) – CSRS Reemployed Annuitant, delayed election to make retirement deductions
4. Example #4 (RA Separation #4 tab) – CSRS Reemployed Annuitant, no election to make retirement deductions

For FERS reemployed annuitants, retirement deductions are automatically withheld. For CSRS and CSRS Offset reemployed annuitants, retirement deductions are not automatically withheld unless the annuity terminates upon reemployment and the appointment is under Covered Service. In the first example, retirement deductions are automatically withheld once the employee's work schedule changes from intermittent to full-time on September 13, 2009. In the second, third, and fourth examples, the employee can elect to make retirement deductions once her work schedule changes from intermittent to full-time on September 13, 2009. In the second and third examples, the employee elects to make retirement deductions on October 25, 2009. In the fourth example, the employee does not elect to make retirement deductions.

The examples are provided in Excel and XML.

The Excel version can be found using the following link:

<http://www.opm.gov/policy-data-oversight/data-analysis-documentation/enterprise-human-resources-integration/retirement-reporting/separations-for-re-employed-annuitant-examples.xls>

The XML version can be found using the following link:

<http://www.opm.gov/policy-data-oversight/data-analysis-documentation/enterprise-human-resources-integration/retirement-reporting/separations-for-re-employed-annuitant-examples-1.xml>

The pay period breakdown can be found using the following link:

<http://www.opm.gov/policy-data-oversight/data-analysis-documentation/enterprise-human-resources-integration/retirement-reporting/separations-for-re-employed-annuitant-examples-2.pdf>

Appendix E – ERR and SSR Example for Retirement

The at-retirement business example is intended to depict a realistic employee scenario to demonstrate the type of information to provide at retirement, the relationships between data elements, and how repeating fields can be used. The example only reflects a subset of the retirement data elements that may be provided when an employee retires from the federal government, as applicable to the scenario. The summary of service record is also included in this example and is expected to be provided when the employee retires.

In the example, the employee worked as an Air Traffic Control (ATC) Specialist at the Department of Transportation Federal Aviation Administration (FAA) from 2008 until retirement in 2010. The employee previously worked as an ATC Specialist at Department of Defense (DoD) from 1978 to 2008. At DoD the employee was covered by the Civil Service Retirement System (CSRS); however, during the open season in 1987, the employee elected FERS coverage. Prior to civilian service, the employee completed 18 months of military service with the Air Force working as an ATC. The Military Service Deposit was partially paid in 2009 while working with FAA. The employee elects to retire in 2010 with 32 years of ATC service at age 55.

This example demonstrates how an agency would complete two data feeds: (1) the Retirement Data Feed and (2) the Summary of Service Data Feed.

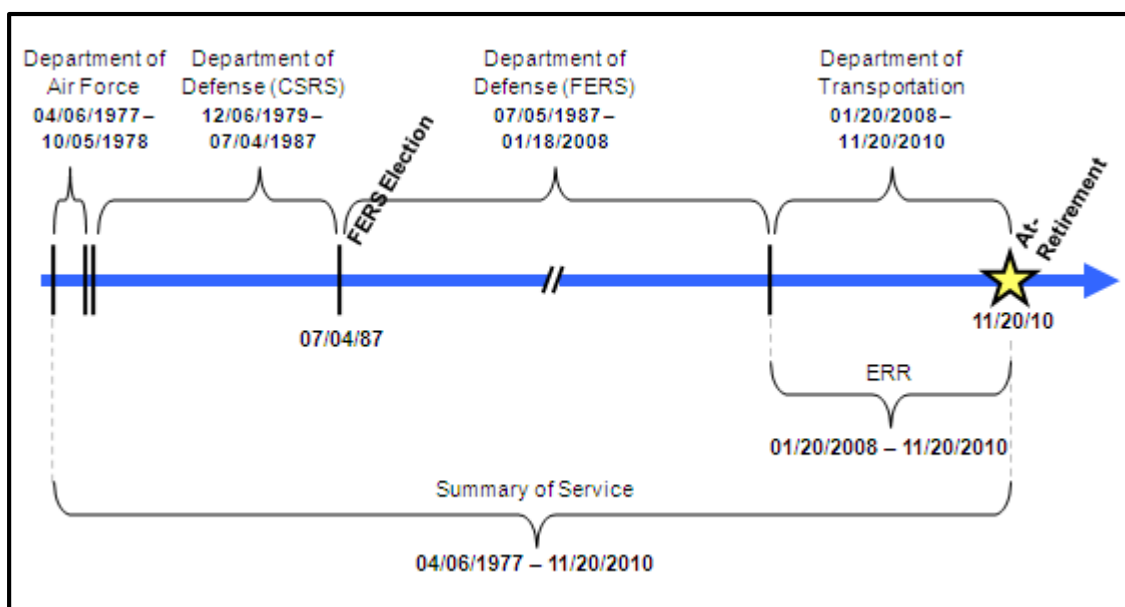


Figure 9: Timeline for Retirement Example

The example is provided in Excel and XML.

The Excel version can be found using the following link:

<http://www.opm.gov/policy-data-oversight/data-analysis-documentation/enterprise-human-resources-integration/retirement-reporting/retirement-example.xls>

The XML version can be found using the following link:

<http://www.opm.gov/policy-data-oversight/data-analysis-documentation/enterprise-human-resources-integration/retirement-reporting/retirement-example-1.xml>

Appendix F – ERR and SSR Example for Death-In-Service

The death-in-service business example is intended to depict a realistic employee scenario to demonstrate the type of information to provide when an active employee dies, the relationships between data elements, and how repeating fields can be used. The example only reflects a subset of the retirement data elements that may be provided when an employee dies while in service, as applicable to the scenario. The summary of service record is also included in this example and is expected to be provided when the employee dies while in service.

In the example, the employee worked as a Nurse Anesthetist for the Veterans Health Administration (Veterans Affairs) from January 2008 until his death in November 2010. The employee applied for OWCP benefits due to an on-the-job injury and was awaiting a decision from the Department of Labor. The employee's death is believed to be related to the injury sustained at work. The employee was 51 years old at the time of death and had FERS coverage.

This example demonstrates how an agency would complete two data feeds: (1) the ERR for death-in-service and (2) the SSR for death-in-service.

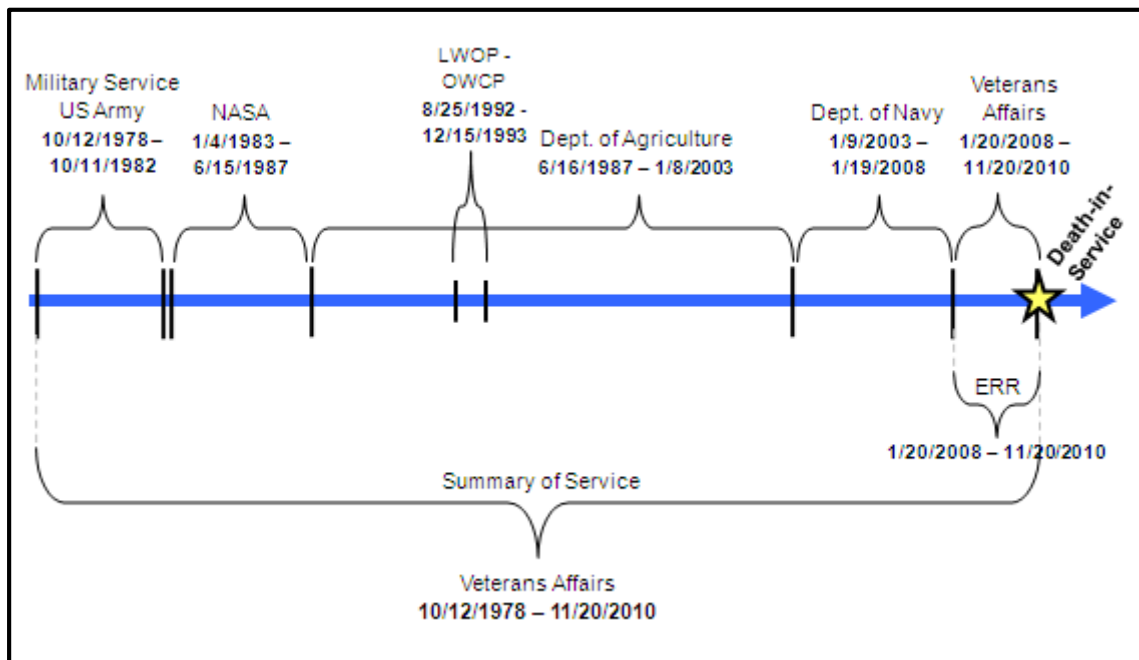


Figure 10: Timeline for Death-in-Service Example

The examples are provided in Excel and XML.

The Excel version can be found using the following link:

<http://www.opm.gov/policy-data-oversight/data-analysis-documentation/enterprise-human-resources-integration/retirement-reporting/death-example.xls>

The XML version can be found using the following link:

<http://www.opm.gov/policy-data-oversight/data-analysis-documentation/enterprise-human-resources-integration/retirement-reporting/death-example-1.xml>

Appendix G – ERR and SSR Examples for Preliminary Disability Retirement

The preliminary disability retirement business examples are intended to depict realistic employee scenarios to demonstrate the type of information to provide when an employee applies for a disability retirement, the relationships between data elements, and how repeating fields can be used. The examples only reflect a subset of the retirement data elements that may be provided when an employee applies for a disability retirement, as applicable to the scenario. The summary of service record is also included for each example and is expected to be provided when an employee applies for a disability retirement.

In the first example, the employee is a 58 year old General Tax Attorney for the IRS, starting at a GS-13 and promoted to a GS-14 a year later. The employee has been diagnosed with Type I diabetes for the past 33 years. As the disease progressed, the employee began to suffer from advanced kidney disease and started dialysis treatment 2-3 times per week. The employee is currently on the wait list for a kidney transplant. Once dialysis treatment started, the employee changed from a full-time to a part-time work schedule, with a 48/80 tour of duty. The treatments ultimately left the employee too physically and mentally drained to continue working in her current position. After eight (8) months of dialysis treatment and working on a part-time basis, the employee applied for a disability retirement. The employee had 20 years of FERS service at the time of application and is not considered terminally ill. OPM approved the disability retirement application three (3) months after the application date.

The first business example demonstrates how an agency would complete four data feeds: (1) the ERR for preliminary disability, (2) the SSR for preliminary disability, (3) the ERR for final disability retirement, and (4) the SSR for final disability retirement.

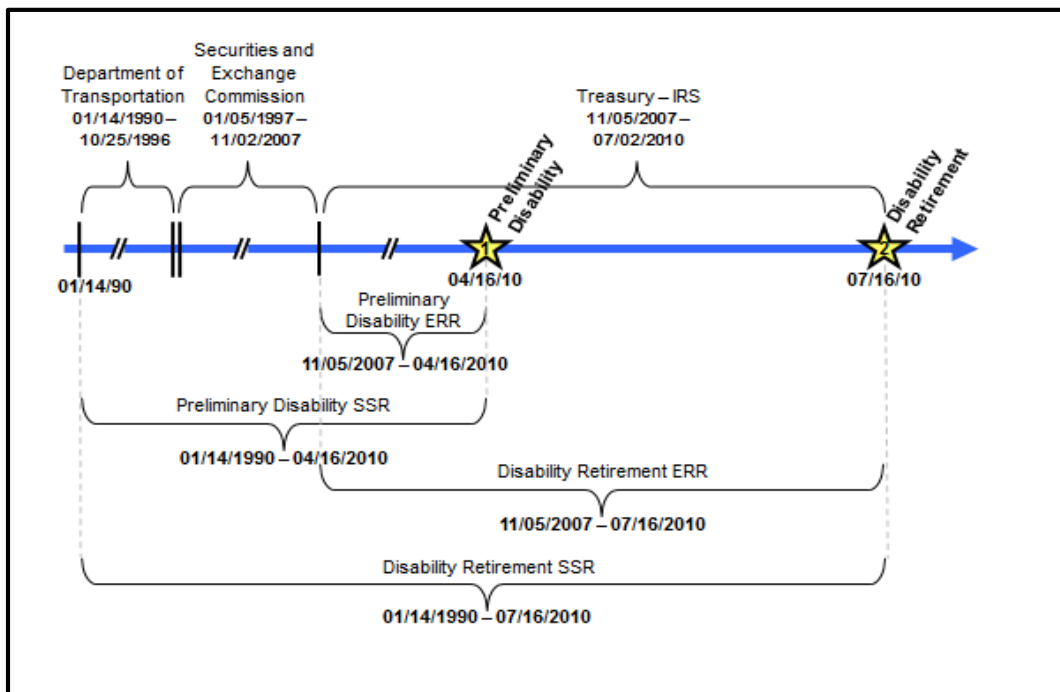


Figure 11: Timeline for Preliminary Disability Retirement Example #1

The second business example is similar to the first example except that the employee dies in service on July 2, 2010 before her disability retirement application is approved by OPM. In addition, the agency took a week to close out the retirement record after the application date; the fiscal details contain an additional week of retirement deductions. All other details are the same.

This example demonstrates how an agency would complete four data feeds: (1) ERR for preliminary disability, (2) the SSR for preliminary disability, (3) the ERR for death-in-service, and (4) the SSR for death-in-service.

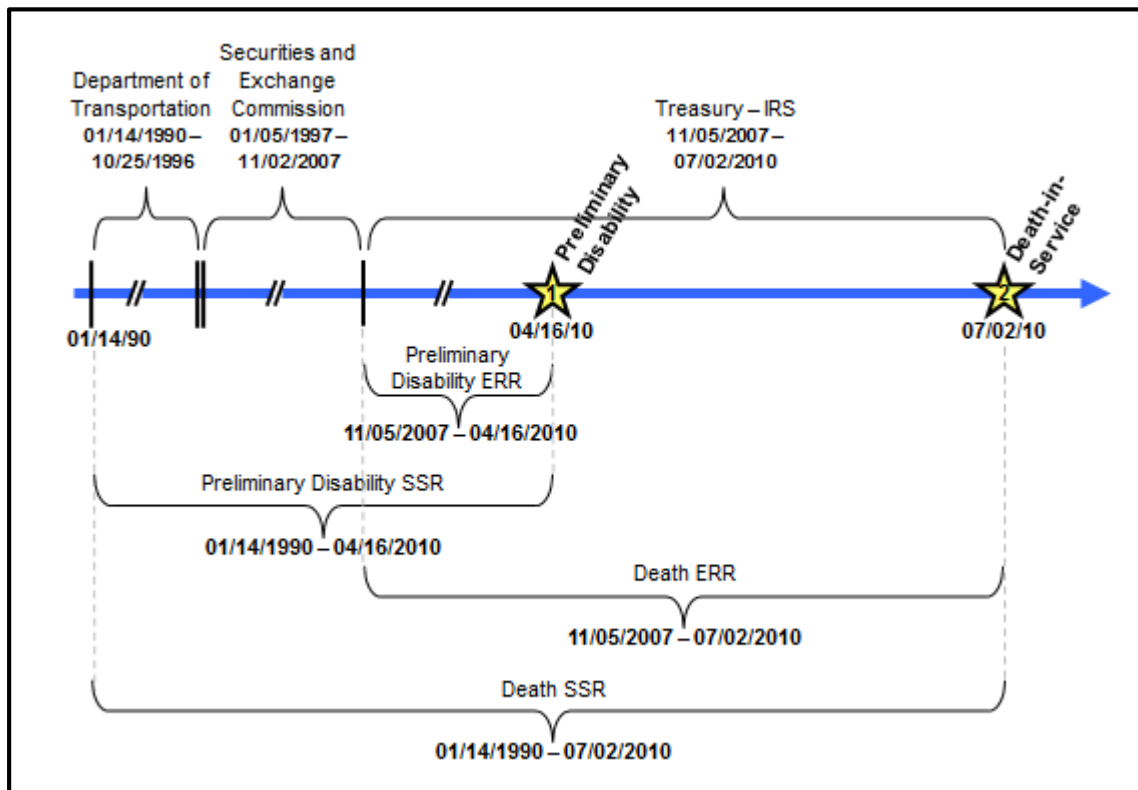


Figure 12: Timeline for Preliminary Disability Retirement Example #2

The examples are provided in Excel and XML.

The Excel versions can be found using the following links:

<http://www.opm.gov/policy-data-oversight/data-analysis-documentation/enterprise-human-resources-integration/retirement-reporting/preliminary-disability-example-ex1.xls>

<http://www.opm.gov/policy-data-oversight/data-analysis-documentation/enterprise-human-resources-integration/retirement-reporting/preliminary-disability-example-ex2.xls>

The XML versions can be found using the following links:

<http://www.opm.gov/policy-data-oversight/data-analysis-documentation/enterprise-human-resources-integration/retirement-reporting/preliminary-disability-example-ex1-1.xml>

<http://www.opm.gov/policy-data-oversight/data-analysis-documentation/enterprise->

[human-resources-integration/retirement-reporting/preliminary-disability-example-ex2-1.xml](#)

Appendix H – Retirement Data Valid Values

For some of the retirement data elements, OPM has already provided guidance on the valid values. In these cases, the OPM source is referenced instead of listing the valid values.

The Guide to Human Resources Reporting (GHRR) can be found using the following link:

<http://www.opm.gov/policy-data-oversight/data-analysis-documentation/data-policy-guidance/#url=HR-Reporting>

The Guide to Data Standards (GDS) can be found using the following link:

<http://www.opm.gov/policy-data-oversight/data-analysis-documentation/data-policy-guidance/#url=Data-Reporting-Guidance>

Data Element Name	Valid Values
Account Type Code	C = Checking S = Savings
Additional Retirement Creditable Basic Pay Rate Code	01 = Night Shift Differential Pay for Wage Employees 02 = Pharmacist Executive Pay 03 = Legislative Branch Employees (Section 61-1 of Title 2) Pay 04 = Firefighter Pay 05 = Law Enforcement Officer Availability Pay 06 = Premium Pay - Administratively Uncontrollable Overtime 07 = Premium Pay - Standby Pay 08 = Premium Pay - VA Nurses 09 = Recruiting and Retention Pay (under 5 USC Section 5305) 10 = Physician Comparability Allowance (PCA) Pay 11 = Market pay for doctors and dentists under 38 USC 7431(c) and 7432 12 = Title 42 Scientist Pay
Agency Subelement Code	AGENCY/SUBELEMENT in the Guide to Data Standards (GDS) (Title 5 agencies)
Annuitant Code	ANNUITANT INDICATOR in GDS
Citizenship Country Code	CITIZENSHIP COUNTRY CODE in GDS
Country Code	CITIZENSHIP COUNTRY CODE in GDS
Duty Station Code	Duty Station File on http://www.opm.gov/feddata/guidance.asp
Employing Agency Country Code	CITIZENSHIP COUNTRY CODE in GDS
Employing Agency State Code	State Code in Appendix A of the Guide to Human Resources Reporting (GHRR)
Federal Employees' Group Life Insurance (FEGLI) Code	FEDERAL EMPLOYEES' GROUP LIFE INSURANCE in GDS
FEGLI Event Code	FEDERAL EMPLOYEES' GROUP LIFE INSURANCE FEGLI LIFE CHANGE CODE in GDS

Data Element Name	Valid Values
FEGLI Living Benefits Code	F = Full P = Partial N = None
Federal Employees Health Benefits (FEHB) Plan Code	HEALTH PLAN in GDS
FEHB Eligible Code	01 = Eligible, met participation requirement 02 = Eligible, met first opportunity participation requirement 03 = Eligible, received OPM participation waiver 04 = Eligible, met participation requirement because covered as a dependent under FEHB plan 05 = Eligible, met participation requirement because covered under TriCare 06 = Eligible, met participation requirement because covered under CHAMPVA 07 = Ineligible, did not meet participation requirement 08 = Employee was not enrolled in FEHB
FEHB Event Code	FEDERAL EMPLOYEES HEALTH BENEFITS (FEHB) EVENT CODE in GDS
FERCCA Code	R = Resolved U = Unresolved P = Pending Resolution NA = Not Applicable
Grade, Level, Class, Rank, or Pay Band Code	GRADE, LEVEL, CLASS, RANK, OR PAY BAND in GDS
Human Resource (HR) Data Provider Code	AB00 = American Battle Monuments Commission AF00 = Department of the Air Force AFNG = Air National Guard Units (Title 32) AG00 = Department of Agriculture AG02 = Agriculture Marketing Services AR00 = Department of the Army DD00 = Department of Defense DD07 = Defense Logistics Agency DD16 = Department of Defense Education Activity DD34 = Defense Commissary Agency DD35 = Defense Finance and Accounting Service DN01 = Department of Energy (Headquarters) DN03 = Department of Energy (Bonneville Power Administration) EC00 = Office of Administration EP00 = Environment Protection Agency GS00 = General Services Administration HE00 = Department of Health and Human Services IB00 = Broadcasting Board of Governors IN00 = Department of Interior LT00 = U.S. Tax Court NN00 = National Aeronautics and Space Administration NV00 = Department of the Navy PO00 = U.S. Postal Service ST00 = Department of State SZ00 = Social Security Administration TD00 = Department of Transportation VA00 = Department of Veterans Affairs

Data Element Name	Valid Values
Intermittent Work Unit Code	H = Hours D = Days
Legal Authority Code	LEGAL AUTHORITY (1) in GDS Note that permitted values also include agency-created legal authority codes that begin with the numeric characters 6, 7, 8, or 9.
LWOP Type Code	01 = OWCP 02 = OWCP P.L. 108-92 03 = Intergovernmental Personnel Act (IPA) 04 = Union Official / International Organization 05 = Uniformed Services 06 = General 1 (OWCP) is intended for FERS or CSRS Offset employees that work part-time and are in an LWOP status for the remainder of the work day. CSRS employees that receive OWCP, whether they perform no work or work part-time, should use this code. 2 (OWCP P.L. 108-92) is intended for FERS or CSRS Offset employees on LWOP while performing no work and receiving OWCP benefits. P.L. 108-92 allows a 1% annuity enhancement for certain FERS employees receiving OWCP benefits. 05 (Uniformed Services) is only intended for the Summary of Service record to document periods of LWOP-US / Absent-US at prior agencies.
Manual Submission Reason Code	01 = Non-Appropriated Fund Service 02 = Indian/Tribal Assignments 03 = Settlements/Agreements/Administrative Board Orders 04 = International Organization 05 = Dual Appointment 06 = Intergovernmental Personnel Act (IPA) Assignment 07 = Union Official Assignment 08 = Other
Military Retired or Retainer Pay Type Code	01 = Non-Regular Reserve Retirement (Chapter 1223 of Title 10) 02 = Disability Incurred in Combat 03 = Disability Caused by Instrumentality of War in the Line of Duty 04 = Regular Military Retirement (includes disability retirement other than codes 02 and 03) 05 = Temporary Early Retirement Authority 06 = Military Retired Authority Unknown
Military Service Branch Type Code	01 = Army 02 = Navy 03 = Marine Corps 04 = Air Force 05 = Coast Guard 06 = Public Health Service 07 = National Oceanic and Atmospheric Administration (NOAA), formerly Coast and Geodetic Survey and Environmental Science Services Administration
Military Service Character of Service Code	01 = Honorable 02 = Under Honorable Conditions (General) 03 = Under Other Than Honorable Conditions

Data Element Name	Valid Values
	04 = Entry Level Separation 05 = Academy Time 3 (Under Other Than Honorable Conditions) includes the following less than honorable conditions: Clemency Discharge Vietnam Era (not honorable), Bad Conduct, Dishonorable, and Uncharacterized 4 (Entry Level Separation) is similar to 03, the military service is not creditable for retirement purposes
Military Service Deposit Payment Status	01 = Paid in Full 02 = Partially Paid 03 = No Payment
Military Service Deposit Retirement Plan	C = CSRS F = FERS
Military Service Deposit Survivor Payment Code	01 = Payment Pending 02 = Payment Declined
NAF Service Component Code	01 = United States Army 02 = United States Air Force 03 = United States Marine Corps 04 = Commander Navy Installations Command (CNIC) 05 = Navy Exchange Service Command (NEXCOM) 06 = Army and Air Force Exchange Service (AAFES) 07 = United States Coast Guard
NAF Service Portability Election Law	101-508: P.L. 101-508 104-106: P.L. 104-106 107-107: P.L. 107-107
NAF Service Credit Election Law	99-638: P.L. 99-638 104-106: P.L. 104-106 107-107: P.L. 107-107
NAF Service Work Schedule Code	F = Full-time N = Non full-time (treated like intermittent)
National Guard Military Service Provision Code	01 = Title 10 02 = Title 32 (only applies for Army and Air Force) 03 = Title 10/32 Blended (distinct period that includes Title 10 and 32 service)
Nature of Action Code	NATURE OF ACTION (1) in GDS In the retirement feed, provide the net effect of actions and exclude the following NOA codes: 790, 815, 816, 817, 826, 840, 841, 842, 843, 844, 845, 846, 847, 848, 849, 871, 878, 879, 880, 883, 885, 886, 887, and 889.
Non-deduction Service Deposit Payment Status	01 = Paid in Full 02 = Partially Paid 03 = No Payment 04 = Unknown

Data Element Name	Valid Values
Occupational Series Type Code	OCCUPATION in GDS
Pay Basis Type Code	PAY BASIS in GDS
Pay Plan Code	PAY PLAN in GDS
Personnel Office Identifier	PERSONNEL OFFICE IDENTIFIER in GDS
Position Occupied Code	POSITION OCCUPIED in GDS
Record Type Code	01 = Separation 02 = Transfer 03 = At Retirement 04 = Death in Service 05 = FERS Election 06 = Preliminary Disability Retirement 07 = Phased Retirement
Retirement Application Format Code	E = Electronic P = Paper
Retirement Plan Code	RETIREMENT PLAN in GDS
Retroactive Adjustment Reason Code	F = FERCCA M = MSPB Decision U = Union Settlement B = Back Pay (Non-statutory) O = Other
SF 2809 Code	Y = Yes N = No S = Sent to OWCP
SF 2810 Code	Y = Yes N = No S = Sent to OWCP
Special Population Code	For more details, refer to the OPM Special Populations Document. 00 = None 01 = Law Enforcement Officer – Primary / Rigorous Position 01A = Law Enforcement Officer – Secondary Administrative Position 01S = Law Enforcement Officer - Secondary Supervisory Position 02 = Firefighter – Primary / Rigorous Position 02A = Firefighter – Secondary Administrative Position 02S = Firefighter – Secondary Supervisory Position 03 = Nuclear Materials Courier – Primary Position 03A = Nuclear Materials Courier – Secondary Administrative Position 03S = Nuclear Materials Courier – Secondary Supervisory Position 04 = Capitol Police Officer 04LC = Capitol Police Officer (officer who transferred to the Capitol Police from the Library of Congress Police) 06 = Congressional Employee 06B = Congressional Employee – Architect/Botanic/Budget

Data Element Name	Valid Values
	07 = Members of Congress
	07M = Members of Congress (Current Member who was also a Member on December 31, 1983)
	09 = Bankruptcy Judge
	09M = Bankruptcy Judge (Current Judge who was also a Judge on December 31, 1983)
	10 = Judge of U.S. Court of Appeals for the Armed Forces
	10M = Judge of U.S. Court of Appeals for the Armed Forces (Current Judge who was also a Judge on December 31, 1983)
	11 = U.S. Magistrates
	11M = U.S. Magistrates (Current U.S. Magistrate who was also a U.S. Magistrate on December 31, 1983)
	13 = Air Traffic Controller– 5 USC 2109(1)(A)(i)
	13X = Air Traffic Controller Other - 5 USC 2109(1)(A)(ii) 5 USC 2109(1)(B)
	13S = Air Traffic Controller – Second Level Supervisor 5 USC 8331(30)(B) and 8401(35)(B)
	14 = DVA Physician Assistants and Expanded-Function Dental Auxiliaries
	15 = DVA Nurse
	16 = Department of Veteran Affairs – Veterans Health Administration – Title 38
	17 = Customs and Border Protection Officer – Primary Position
	17P = Customs and Border Protection Officer – Primary Position, Proportional
	17A = Customs and Border Protection Officer – Secondary Administrative Position
	17AP = Customs and Border Protection Officer – Secondary Administrative Position, Proportional
	17S = Customs and Border Protection Officer – Secondary Supervisory Position
	17SP = Customs and Border Protection Officer – Secondary Supervisory Position, Proportional
	20 = Metropolitan Washington Airports Authority (MWA) Police Officer
	22 = Supreme Court Police Officer
	23 = Judge of the United States Tax Court
	23M = Judge of the United States Tax Court (Current Judge who was also a Judge on December 31, 1983)
	29 = Senior Official
	29M = Senior Official (Current Senior Official who was also a Senior Official on December 31, 1983)
	30 = Court of Federal Claims Judge
	30M = Court of Federal Claims Judge (Current Judge who was also a Judge on December 31, 1983)
	31 = Judge of the United States Court of Appeals for Veterans Claims
	38 = Transferred to International Organization and Mansfield Fellows
	45D = Military Reserve Technician – First Hired before February 11, 1996
	45E = Military Reserve Technician – First Hired on/after February 11, 1996
	46D = Military Reserve Technician Firefighter– First Hired before February 11, 1996
	46DS = Military Reserve Technician Firefighter / Supervisory – First Hired before February 11, 1996
	46E = Military Reserve Technician Firefighter – First Hired on/after February 11, 1996
	46ES = Military Reserve Technician Firefighter / Supervisory– First Hired on/after February 11, 1996
	47D = Military Reserve Technician Air Traffic Controller– First Hired before February 11, 1996
	47DS = Military Reserve Technician Air Traffic Controller / Supervisory– First Hired before February 11, 1996

Data Element Name	Valid Values
	<p>47E = Military Reserve Technician Air Traffic Controller – First Hired on/after February 11, 1996</p> <p>47ES= Military Reserve Technician Air Traffic Controller / Supervisory– First Hired on/after February 11, 1996</p> <p>48D = National Guard Technician – First Hired before February 11, 1996</p> <p>48E= National Guard Technician – First Hired on/after February 11, 1996</p> <p>49D = National Guard Technician - Firefighter – First Hired before February 11, 1996</p> <p>49DS = National Guard Technician – Firefighter / Supervisory – First Hired before February 11, 1996</p> <p>49E = National Guard Technician - Firefighter – First Hired on/after February 11, 1996</p> <p>49ES = National Guard Technician – Firefighter / Supervisory – First Hired on/after February 11, 1996</p> <p>50D = National Guard Technician – Air Traffic Controller – First Hired before February 11, 1996</p> <p>50DS = National Guard Technician – Air Traffic Controller / Supervisory – First Hired before February 11, 1996</p> <p>50E = National Guard Technician – Air Traffic Controller – First Hired on/after February 11, 1996</p> <p>50ES = National Guard Technician – Air Traffic Controller / Supervisory – First Hired on/after February 11, 1996</p> <p>53 = Military Reserve Technician – (Non-Dual Status – Combat Continuation)</p> <p>54 = National Guard Technician – (Non-Dual Status – Combat Continuation)</p> <p>60 = (Non VA) Government Physician or Dentist with Physicians Comparability Allowance</p>
State Code	State Code in Appendix A of GHRR
Statutory Provision for Retirement – CSRS	<p>For more details, refer to Appendix K – CSRS and FERS Retirement Provisions.</p> <p>8335(a) = Mandatory Separation, age 56 and 20 yrs. ATC Service</p> <p>8335(b) = Mandatory Separation, age 57 and 20 yrs. LEO/FF/NMC/CBPO Service</p> <p>8335(c) = Mandatory Separation, age 57 and 20 yrs. CP/LEO/CBPO Service</p> <p>8335(d) = Mandatory Separation, age 57 and 20 yrs. SCP/LEO/CBPO Service</p> <p>8336(a) = Immediate Separation, age 55 and 30 yrs. Service</p> <p>8336(b) = Immediate Separation, age 60 and 20 yrs. Service</p> <p>8336(c)(1) = Immediate Retirement, age 50 and 20 yrs. LEO/FF/NMC/CBPO Service</p> <p>8336(d)(1) = Immediate Retirement Involuntary Separation, any age with 25 yrs. or age 50 with 20 yrs. Service</p> <p>8336(d)(2) = Immediate Retirement Early Voluntary, any age with 25 yrs. or age 50 with 20 yrs. Service</p> <p>8336(e) = Immediate Retirement, any age with 25 yrs. or age 50 with 20 yrs. ATC Service</p> <p>8336(f) = Immediate Retirement, age 62 and 5 yrs. Service</p> <p>8336(g) = Immediate Retirement, Congress with MRA and MRS</p> <p>8336(h)(1) = Immediate Retirement, any age with 25 yrs. or age 50 with 20 yrs. SES</p> <p>8336(h)(2) = Immediate Retirement, any age with 25 yrs. or age 50 with 20 yrs. Defense Intel/Cryptologic SES</p> <p>8336(h)(3) = Immediate Retirement, any age with 25 yrs. or age 50 with 20 yrs. FBI Service/DEA SES</p> <p>8336(j) = Immediate Retirement, any age with 25 yrs. or age 50 with 20 yrs. Indian/Tribal Service</p> <p>8336(k) = Immediate Retirement, age 62 and 5 yrs. or age 60 and 10 yrs. of</p>

Data Element Name	Valid Values
	<p>8336(l) = Bankruptcy/U.S. Magistrate/Court of Federal Claims Judge Service Immediate Retirement, age 62 and 5 yrs. or any age upon completion of appointed term for U.S. Court of Appeals for Armed Forces Judge Service</p> <p>8336(m) = Immediate Retirement, age 50 and 20 yrs. CP/LEO/CBPO Service</p> <p>8336(n) = Immediate Retirement, age 50 and 20 yrs. SCP/LEO/CBPO Service</p> <p>8336a = Phased Retirement</p> <p>8337(a) = Disability Retirement, any age and 5 yrs. Service</p> <p>8337(h) = Disability Retirement, any age and 5 yrs. Dual Status Technician Service</p> <p>8338(a) = Deferred Retirement, age 62 and 5 yrs. Service</p> <p>8338(b) = Deferred Retirement, age 62 and 5 yrs., age 60 and 10 yrs., or age 50 and 20 yrs. Congress Service</p> <p>8338(c) = Deferred Retirement, age 62 and 5 yrs. or any age upon completion of appointed term for U.S. Court of Appeals for Armed Forces Judge Service</p> <p>8344 = Supplemental or Re-determined Annuity following separation from reemployed annuitant service</p>
Statutory Provision for Retirement – FERS	<p>For more details, refer to Appendix K – CSRS and FERS Retirement Provisions.</p> <p>8412(a) = Immediate Retirement, MRA and 30 yrs. Employee/Congress Service</p> <p>8412(b) = Immediate Retirement, age 60 and 20 yrs. Employee/Congress Service</p> <p>8412(c) = Immediate Retirement, age 62 and 5 yrs. Employee/Congress Service</p> <p>8412(d) = Immediate Retirement, any age and 25 yrs. or age 50 and 20 yrs. LEO/FF/NMC/CBPO/CP/SCP Service</p> <p>8412(e) = Immediate Retirement, any age and 25 yrs. or age 50 and 20 yrs. ATC</p> <p>8412(f) = Immediate Retirement, any age and 25 yrs. or age 50 and 20 yrs. Congress Service</p> <p>8412(g) = Immediate Retirement, MRA and 10 yrs. Employee/Congress Service</p> <p>8412a = Phased Retirement</p> <p>8413(a) = Deferred Retirement, age 62 and 5 yrs. Employee/Congress Service</p> <p>8413(b) = Deferred Retirement, MRA and 10 yrs. Employee/Congress Service</p> <p>8414(a)(1) = Early Retirement, any age and 25 yrs. or age 50 and 20 yrs.</p> <p>SES 8414(a)(2) = Early Retirement, any age and 25 yrs. or age 50 and 20 yrs.</p> <p>8414(a)(3) = Defense Intel SES or Cryptologic SES Early Retirement, any age and 25 yrs. or age 50 and 20 yrs. FBI Service/DEA SES</p> <p>8414(b)(1)(A) = Early Retirement - Involuntary Separation, any age and 25 yrs. or age 50 and 20 yrs. Service</p> <p>8414(b)(1)(B) = Early Retirement - VERA, any age and 25 yrs. or age 50 and 20 yrs. Service</p> <p>8414(c)(1) = Early Retirement, age 50 and 25 yrs. Military Reserve Technician</p> <p>8414(c)(2) = Early Retirement, any age and 25 yrs. or age 50 and 20 yrs. Dual Status Military Reserve Technician Service</p> <p>8425(a) = Mandatory Separation, age 56 yrs. and 20 yrs.</p> <p>ATC 8425(b) = Mandatory Separation, age 57 yrs. and 20 yrs. LEO/FF/NMC/CBPO/CP/SCP</p> <p>8425(c) = Mandatory Separation, age 57 yrs. and 20 yrs. CP/LEO/FF/NMC/CBPO/SCP</p> <p>8425(d) = Mandatory Separation, age 57 yrs. and 20 yrs. SCP/LEO/FF/NMC/CBPO</p>

Data Element Name	Valid Values
	8451(a) = Disability Retirement, any age and 18 months Employee Service 8451(b) = Disability Retirement, any age and 18 months Congress Service 8456 = Disability Retirement, any age and 18 months Dual Status Military Reserve Technician Service 8468 = Supplemental or Re-determined Annuity following separation from reemployed annuitant service
Step or Rate Type Code	STEP OR RATE in GDS
Work Schedule Code	WORK SCHEDULE in GDS Note that the following two fields are only applicable to USPS employees. PF = Part-time Flex . A U.S. Postal Service schedule for career hourly rate employees who are available to work flexible hours as assigned by the Postal Service during the course of a service week. PR = Part-time Regular . A U.S. Postal Service schedule for career hourly rate employees who are assigned to work regular schedules of less than 40 hours in a service week (also referred to as Limited Tour).

Table 11: Retirement Data Valid Values

Appendix I – Data Transfer Package Example

The following XML documents provide a simple example of the contents of a data transfer package. In this example, we assume the data transfer package is the file “R20090914000.zip”, which contains two files:

manifest.xml: The data transfer package manifest. The manifest contains a description of the data transfer package and references a single data transfer file.

R20090914001: A data transfer file containing the records themselves. This example contains two records (excluding record details) and one instruction.

Data Transfer Package Manifest Example

```
<?xml version="1.0"?>
<Manifest xmlns="http://www.opm.gov/feddata/grdr/DataTransferPackage-4.0"
  <PackageInfo>
    <Id>f81d4fae-7dec-11d0-a765-00a0c91e6bf6</Id>
    <Created>2009-09-10T12:00:00-05:00</Created>
    <CreatedBy>GSA</CreatedBy>
    <Description>Biweekly retirement record extract for separations for the period ending 2009-09-14,
    including prior period corrections.</Description>
    <ExtractProcessVersion>1.1</ExtractProcessVersion>
    <ExtractSchemaVersion>2.0</ExtractSchemaVersion>
  </PackageInfo>
  <Files>
    <File>
      <Location>R20090914001.xml</Location>
    </File>
  </Files>
</Manifest>
```

Data Transfer Package Data File Example

```
<?xml version="1.0"?>
<ntp:DataTransferPackage      xmlns:ntp="http://www.opm.gov/feddata/grdr/DataTransferPackage-4.0"
  xmlns="http://www.opm.gov/feddata/grdr/ElectronicRetirementRecord-4.0"
  xmlns:xsi="http://www.w3.org/2001/XMLSchema-instance"
  xmlns:meta="http://www.opm.gov/feddata/grdr/ManagedRecordMetadata-4.0"
  xsi:schemaLocation="http://www.opm.gov/feddata/grdr/DataTransferPackage-4.0
  ./DataTransferPackage-4.0.xsd">
  <ntp:Items>
  <ntp:Item>
    <meta:Metadata>
      <meta:AuditInfo>
        <meta:Created>2009-10-10T12:00:00-05:00</meta:Created>
        <meta:CreatedBy>GSA</meta:CreatedBy>
        <meta:Modified>2002-12-10T12:00:00-05:00</meta:Modified>
      </meta:AuditInfo>
    </meta:Metadata>
    <rr:ElectronicRetirementRecord
      RecordId="12345678"
      RecordTypeCode="06"
      SubmittingAgencySubelementCode="GS00">
      <rr:Employee>...</rr:Employee>
      <rr:IndividualRetirementRecord>...</rr:IndividualRetirementRecord>
    </rr:ElectronicRetirementRecord>
  </ntp:Item>
  <ntp:Item>
    <meta:Metadata>
      <meta:AuditInfo>
        <Created>2009-10-10T12:00:00-05:00</Created>
        <meta:CreatedBy>GS00</meta:CreatedBy>
      </meta:AuditInfo>
    </meta:Metadata>
    <rr:ElectronicRetirementRecord
      RecordId="98765432"
      RecordTypeCode="06"
```

```
        SubmittingAgencySubelementCode="GS00">
        <rr:Employee>...</rr:Employee>
        <rr:IndividualRetirementRecord>...</rr:IndividualRetirementRecord>
    </rr:ElectronicRetirementRecord>
</dtp:Item>
</dtp:Items>
<dtp:Instructions>
    <dtp:Instruction>
        <meta:Metadata>
            <meta:AuditInfo>
                <meta:Created>2009-10-10T12:00:00-05:00</meta:Created>
                <meta:CreatedBy>GS00</meta:CreatedBy>
            </meta:AuditInfo>
        </meta:Metadata>
        <inst:RetirementRepositoryInstruction
            InstructionType="cancel"
            RecordId="000123123"
            SubmittingAgencySubelementCode="GS00" />
    </dtp:Instruction>
</dtp:Instructions>
```

Appendix J – XML Schemas for the EHRI Retirement Data Feeds

The following links contain the XML Schema Definitions (XSD's) for the retirement data feeds, which provide the structure and rules with which your data files and packages must conform to, in addition to those described in this document:

1. **DataTransferPackage** – specifies the data files submitted by the data provider (<http://www.opm.gov/policy-data-oversight/data-analysis-documentation/enterprise-human-resources-integration/retirement-reporting/data-transfer-package.xml>)
2. **ManagedRecordMetadata** – specifies the metadata elements that can be associated with a data transfer package, electronic retirement record, or summary of service record (<http://www.opm.gov/policy-data-oversight/data-analysis-documentation/enterprise-human-resources-integration/retirement-reporting/managed-record-metadata.xml>)
3. **ElectronicRetirementRecord** – specifies the data elements for the electronic retirement record (<http://www.opm.gov/policy-data-oversight/data-analysis-documentation/enterprise-human-resources-integration/retirement-reporting/electronic-retirement-record.xml>)
4. **CertifiedSummaryOfService** – specifies the data elements for the summary of service record (<http://www.opm.gov/policy-data-oversight/data-analysis-documentation/enterprise-human-resources-integration/retirement-reporting/certified-summary-of-service.xml>)
5. **RetirementRepositoryInstruction** – specifies instructions for cancelling previously submitted records (<http://www.opm.gov/policy-data-oversight/data-analysis-documentation/enterprise-human-resources-integration/retirement-reporting/retirement-repository-instruction.xml>)
6. **RSMCommonTypes** – specifies common data types used in the other XML Schema Definitions (<http://www.opm.gov/policy-data-oversight/data-analysis-documentation/enterprise-human-resources-integration/retirement-reporting/rsm-common-types.xml>)

The XSD files can be opened with a commercially available XML editor (ex. Liquid XML, XML Spy, etc.), Internet Explorer or the Windows Notepad application.

Liquid XML: <http://www.liquid-technologies.com/Download.aspx>

XML Spy: <http://www.altova.com/download.html>

Appendix K – CSRS and FERS Retirement Provisions

The following tables provide additional detail on the valid values for the Statutory Provision for Retirement data element.

CSRS Retirement Provisions:

Type	Population	Minimum Age	Minimum Service	Provision 5 U.S.C. §	Notes	
Mandatory Separation	Air Traffic Controller	56	20 yrs ATC	8335(a)	See 5 U.S.C. 8335(a) for more details	
	Law Enforcement Officer, Firefighter, Nuclear Materials Courier, Customs and Border Protection Officer	57	20 yrs LEO/FF/NMC/CBPO	8335(b)	See 5 U.S.C. 8335(b) for more details	
	Capitol Police	57	20 yrs CP/LEO/CPBO	8335(c)	See 5 U.S.C. 8335(c) for more details	
	Supreme Court Police	57	20 yrs SCP/LEO/CBPO	8335(d)	See 5 U.S.C. 8335(d) for more details	
Immediate Retirement	Any Employee	55	30 yrs	8336(a)		
		60	20 yrs	8336(b)		
		62	5 yrs	8336(f)		
	Law Enforcement Officer, Firefighter, Nuclear Materials Courier, Customs and Border Protection Officer	50	20 yrs LEO/FF/NMC/CBPO	8336(c)(1)		
	Air Traffic Controller	Any	25 yrs ATC	8336(e)	See 5 U.S.C. 8336(e) for more details	
		50	20 yrs ATC			
	Members of Congress		62	5 yrs	8336(g)	See 5 U.S.C. 8336(g) for more details
			60	10 yrs Member		
			55 (and before 60)	30 yrs		
			Any	25 yrs		
50			20 yrs			
50			Serving in 9 Congresses			

Type	Population	Minimum Age	Minimum Service	Provision 5 U.S.C. §	Notes
	Senior Executive Service (SES)	Any	25 yrs	8336(h)(1)	See 5 U.S.C. 8336(h)(1) for more details
		50	20 yrs		
	Defense Intelligence SES, or Senior Cryptologic Executive Service	Any	25 yrs	8336(h)(2)	See 5 U.S.C. 8336(h)(2) for more details
		50	20 yrs		
	FBI and DEA SES	Any	25	8336(h)(3)	See 5 U.S.C. 8336(h)(3) for more details
		50	20		
	Certain employees of the Bureau of Indian Affairs, Indian Health Service, a tribal organization or any combination who worked continuously with those organizations from December 21, 1972, to the date of separation, and who is not entitled to preference under the Indian preference laws	Any	25	8336(j)	Voluntary separations See 5 U.S.C. 8336(j) for more details
		50	20		Involuntary Separations See 5 U.S.C. 8336(j) for more details
		2 Year Period Before Meeting the years of service and age requirements for voluntary separations			
	Bankruptcy judge, United States magistrate judge, or Court of Federal Claims judge, separated from service except by removal	62	5 yrs	8336(k)	
		60	10 yrs as bankruptcy judge, U.S. magistrate judge, or Court of Federal Claims judge		
	Judge of the United States Court of Appeals for the Armed Forces	62	5	8336(l)	See 5 U.S.C. 8336(l) for more details
Any		Upon completing the term of service for which he was appointed as a judge of such court			
Member of the Capitol Police	50	20 yrs Member of Capitol Police/LEO/CBPO	8336(m)		

Type	Population	Minimum Age	Minimum Service	Provision 5 U.S.C. §	Notes
	Member of the Supreme Court Police	50	20 yrs Member of Supreme Court Police/ LEO/CBPO	8336(n)	
Immediate Retirement - Phased Retirement	Employee with approval from agency	55	30 yrs	8336a	See also 5 U.S.C. 8336 (a) and (b)
		60	20 yrs		
Immediate Retirement Involuntary Separation	Any Employee	Any	25 yrs	8336(d)(1)	See 5 U.S.C. 8336(d)(1) for more details
		50	20 yrs		
Immediate Retirement Early Voluntary (VERA)	Any Employee	50	20 yrs	8336(d)(2)	See 5 U.S.C. 8336(d)(2) for more details
		Any	25 yrs		
Disability Retirement	Any Employee	Any	5 yrs	8337(a)	See 5 U.S.C. 8336(a) for more details
	Dual Status Technician under section 709(a) of title 32 or section 10216 of title 10 (National Guard Technicians / Military Reserve Technicians)	Any	5 yrs	8337(h)	See 5 U.S.C. 8336(h) for more details
Deferred Retirement	Any Employee	62	5 yrs	8338(a)	
	Members of Congress	62	5 yrs	8338(b)	See 5 U.S.C. 8338(b) for more details
		60	10 yrs Member Service		
		50	20 yrs service		

Type	Population	Minimum Age	Minimum Service	Provision 5 U.S.C. §	Notes
	Judge of the United States Court of Appeals for the Armed Forces	62	5 yrs	8338(c)	See 5 U.S.C. 8338(c) for more details
		Any	Upon completing the term of service for which he was appointed as a judge of such court		
Supplemental or Redetermined Annuity	Reemployed Annuitants	Any	Supplemental: One year actual, full-time (or one year full-time equivalent), continuous service	8344	See 5 U.S.C. 8344 for more details In addition to performing five years of actual, full-time (or five years full-time equivalent), continuous service, to qualify for a Redetermined annuity, the reemployed annuitant must meet the requirements for an immediate or disability retirement described elsewhere in this table.
	Annuitants whose retirement terminated upon reemployment under a Presidential appointment annuitants whose retirements were suspended upon reemployment (e.g. Members of Congress who return to work after retirement)	See age requirements for immediate or disability retirements described elsewhere in this table.	Redetermined: Five years actual, full-time (or five year full-time equivalent), continuous service		

Table 12: CSRS Retirement Provisions

FERS Retirement Provisions:

Type	Population	Minimum Age	Minimum Service	Provision 5 U.S.C. §	Miscellaneous
Immediate Retirement	Employee or Member of Congress	MRA	10 yrs	8412(g)	MRA - Minimum Retirement Age (55-57) See 5 U.S.C. 8412(g) and (h) for more details.
		MRA	30 yrs	8412(a)	
		60	20 yrs	8412(b)	
		62	5 yrs	8412(c)	
	Member of Congress	Any	25 yrs	8412(f)	See 5 U.S.C. 8412(f) for more details
		50	20 yrs		
	Law Enforcement Officer, Firefighter, Nuclear Materials Courier, Customs and Border Protection Officer, Capitol Police, Supreme Court Police	Any	25 yrs LEO/FF/NMC/CBPO/CP/SCP	8412(d)	See 5 U.S.C. 8412(d) for more details
	Air Traffic Controller	Any	25 yrs ATC	8412(e)	See 5 U.S.C. 8412(e) for more details
50		20 yrs ATC			
Immediate Retirement - Phased Retirement	Employee with approval from agency	MRA	30 yrs	8412a	See also 8412 (a) and (b)
		60	20 yrs		
Deferred Retirement	Employee and Member of Congress	62	5 yrs	8413(a)	See 5 U.S.C. 8413(a) for more details
		MRA	10 yrs	8413(b)	See 5 U.S.C. 8412(h) and 8413(b) for more details
Early Retirement	Senior Executive Service (SES)	Any	25 yrs	8414(a)(1)	See 5 U.S.C. 8414(a)(1) for more details

Type	Population	Minimum Age	Minimum Service	Provision 5 U.S.C. §	Miscellaneous
		50	20 yrs		
	Defense Intelligence SES, or Senior Cryptologic Executive Service	Any	25 yrs	8414(a)(2)	See 5 U.S.C. 8414(a)(2) for more details
		50	20 yrs		
	FBI and DEA SES	Any	25 yrs	8414(a)(3)	See 5 U.S.C. 8414(a)(3) for more details
		50	20 yrs		
	Military Reserve Technician hired on or before Feb.10, 1996	50	25 yrs	8414(c)(1)	See 5 U.S.C. 8414(c) for more details
	Dual Status Military Reserve Technician (MRT) initially hired after Feb.10, 1996	Any	25 yrs MRT Dual Status	8414(c)(2)	See 5 U.S.C. 8414(c) for more details
50		20 yrs MRT Dual Status			
Early Retirement – Involuntary Separation	Any Employee	Any	25 yrs	8414(b)(1)(A)	See 5 U.S.C. 8414(b) for more details
		50	20 yrs		
Early Retirement – Voluntary (VERA)	Any Employee	Any	25 yrs	8414(b)(1)(B)	See 5 U.S.C. 8414(b) for more details
		50	20 yrs		
Mandatory Retirement	Air Traffic Controller	56	20 yrs ATC service	8425(a)	See 5 U.S.C. 8425(a) for more details
	Law Enforcement Officer, Firefighter, Nuclear Materials Courier, Customs and Border Protection Officer	57	20 yrs LEO/FF/NMC/CBPO/SCP/CP	8425(b)	See 5 U.S.C. 8425(b) for more details
	Capitol Police	57	20 yrs CP/LEO/FF/NMC/CPBO/SCP	8425(c)	See 5 U.S.C. 8425(c) for more details
	Supreme Court Police	57	20 yrs SCP/LEO/FF/NMC/CBPO/CP	8425(d)	See 5 U.S.C. 8425(d) for more details
Disability Retirement	Any Employee	Any	18 mos. civilian service	8451(a)	See 5 U.S.C. 8451(a) for more details
	Member of Congress	Any	18 mos. Member service	8451(b)	See 5 U.S.C. 8451(b) for more details

Type	Population	Minimum Age	Minimum Service	Provision 5 U.S.C. §	Miscellaneous
	Dual Status Military Reserve Technician	Any	18 mos. civilian service	8456	See 5 U.S.C. 8456 for more details
Supplemental or Redetermined Annuity	Reemployed Annuitants	Any	Supplemental: One year actual, full-time (or one year full-time equivalent), continuous service	8468	See 5 U.S.C. 8468 for more details. In addition to performing five years of actual, full-time (or five years full-time equivalent), continuous service, to qualify for a Redetermined annuity, the reemployed annuitant must meet the requirements for an immediate or disability retirement described elsewhere in this table.
		See age requirements for immediate or disability retirements described elsewhere in this table.	Redetermined: Five years actual, full-time (or five years full-time equivalent), continuous service		

Table 13: FERS Retirement Provisions



UNITED STATES
OFFICE OF PERSONNEL MANAGEMENT

Enterprise Human Resources
Integration (EHRI)

1900 E Street, NW
Washington, DC 20415