

<b>Health Maintenance Organization (HMO) Plans by State</b>  (Also check POS Section)	Telephone number	Enrollment code		Total Monthly Premium		Total Biweekly Premium	
		Self only	Self & family	Self only	Self & family	Self only	Self & family
Plan name – location							
<b>Alabama</b>							
Health Partners of Alabama - Birmingham/Other areas	800/888-7647	DF1	DF2	195.41	500.22	90.19	230.87
PrimeHealth of Alabama, Inc. - Central/Southern Alabama	800/236-9421	AA1	AA2	196.06	483.86	90.49	223.32
VIVA Health Plan - Northern/Central and Southern Cos	205/558-7474	4B1	4B2	209.63	492.61	96.75	227.36
<b>Arizona</b>							
Aetna U.S. Healthcare - Phoenix/Tucson areas	800/537-9384	WQ1	WQ2	165.51	465.01	76.39	214.62
CIGNA HC of AZ-Phoenix - Phoenix area	800/572-9990	161	162	193.14	482.82	89.14	222.84
HealthPartners Health Plans - Central Arizona	602/664-2612	2S1	2S2	142.57	428.76	65.80	197.89
HealthPartners Health Plans - Tucson/Southern Arizona	602/664-2612	TD1	TD2	154.31	432.10	71.22	199.43
Humana Health Plan of AZ - Phoenix/Tucson/Southern Arizona	888/393-6765	DY1	DY2	165.51	450.15	76.39	207.76
Intergroup of Arizona, Inc. - Maricopa/Pima/Other AZ counties	800/289-2818	A71	A72	159.45	430.34	73.59	198.62
PacifiCare of Arizona - Counties surrounding Phoenix/Tucson	800/346-8600	7R1	7R2	180.46	505.31	83.29	233.22
PacifiCare of Arizona - Maricopa/Pima/Pinal Counties	800/347-8600	A31	A32	139.17	389.70	64.23	179.86
Premier HealthCare of Arizona - Graham/Greenlee/Maricopa/Pima/Pinal	800/914-4474	9A1	9A2	131.39	361.62	60.64	166.90
Premier HealthCare of Arizona - Yavapai/Mohave/Coconino/Yuma/Gila	800/914-4474	9B1	9B2	164.43	459.25	75.89	211.96
<b>Arkansas</b>							
Prudential HealthCare HMO - Central and Northwest Arkansas	800/821-8787	VY1	VY2	217.47	484.81	100.37	223.76
<b>California</b>							
Aetna U.S. Healthcare - Southern California	800/537-9384	2X1	2X2	181.81	425.45	83.91	196.36
Aetna U.S. Healthcare - Northern California area	800/537-9384	BU1	BU2	217.49	488.02	100.38	225.24
Blue Shield of CA Access+HMO - Most of California	800/334-5847	SJ1	SJ2	159.68	396.18	73.70	182.85
Blue Cross CaliforniaCare - Most of California	800/235-8631	M51	M52	160.59	409.76	74.12	189.12
CIGNA HealthCare of California - Northern/Southern California	800/832-3211	9T1	9T2	198.60	425.73	91.66	196.49
Health Net - Most of California	800/522-0088	LB1	LB2	174.07	412.01	80.34	190.16
Kaiser Permanente - Northern California	800/464-4000	591	592	173.98	415.31	80.30	191.68
Kaiser Permanente - Southern California	800/464-4000	621	622	192.18	444.21	88.70	205.02
Maxicare Southern California - Southern California	800/234-6294	CM1	CM2	144.28	365.15	66.59	168.53
National HMO Health Plan - Northern/Central/Southern California	800/468-8600	MN1	MN2	154.33	408.20	71.23	188.40
Omni Healthcare - Central Valley and Sacramento areas	800/342-8462	HN1	HN2	193.07	485.68	89.11	224.16
PacifiCare of California - Most of California	800/624-8822	CY1	CY2	161.98	419.79	74.76	193.75
United Health Plan - LA/Orange/San Bernardino Counties	800/544-0088	C41	C42	141.22	305.74	65.18	141.11
Western Health Advantage - Northern California	888-563-2250	5Z1	5Z2	167.05	400.88	77.10	185.02
<b>Colorado</b>							
Aetna U.S. Healthcare - The Front Range	800/537-9384	6F1	6F2	159.88	425.69	73.79	196.47
Antero HealthPlans - Central Colorado	800/456-9292	9X1	9X2	138.62	376.18	63.98	173.62

Health Maintenance Organization (HMO) Plans by State	Quality Indicators - Plan performance based on enrollee ratings: ● above average; ● average, ○ below average (Numeric average for all HMO plans in heading)													Top rated plans	Accreditation status NCOA JCAHO	Web site
	% satisfied with plan			Coverage (77%)	Access to care (81%)	Access to care in an emergency (86%)	Choice of doctor (73%)	When sick, can get appointment (79%)	Seeing same doctor on most visits (84%)	Quality of care (76%)	Provider thorough and competent (8%)	Explanation of care (80%)	Results of care (74%)			
	20	48	22													
<b>Alabama</b>																
Health Partners of Alabama	20	48	22	●	●	●	●	●	●	●	●	●	●	✓		
PrimeHealth of Alabama, Inc.	11	36	28	○	●	●	●	○	●	●	●	●				🌐
VIVA Health Plan																
<b>Arizona</b>																
Aetna U.S. Healthcare	13	35	21	●	●	●	●	○	●	●	●	●				🌐
CIGNA HC of AZ-Phoenix	21	43	21	●	●	●	●	○	○	●	●	●		★		🌐
HealthPartners Health Plans	12	38	25	○	○	●	●	●	●	●	●	●		★		🌐
HealthPartners Health Plans	16	42	23	●	●	●	●	○	○	○	○	○		★		🌐
Humana Health Plan of AZ	17	30	23	●	○	●	●	○	○	○	○	○				🌐
Intergroup of Arizona, Inc.	13	39	28	●	○	○	○	○	○	○	○	○		★		
PacifiCare of Arizona														★		🌐
PacifiCare of Arizona	14	30	26	○	○	○	○	○	○	○	○	○		★		🌐
Premier HealthCare of Arizona																
Premier HealthCare of Arizona																
<b>Arkansas</b>																
Prudential HealthCare HMO															★	🌐
<b>California</b>																
Aetna U.S. Healthcare	10	31	29	●	○	●	●	○	○	○	○	○				🌐
Aetna U.S. Healthcare	11	38	28	●	●	●	●	●	●	●	●	●		★		🌐
Blue Shield of CA Access+HMO	14	33	33	●	○	○	○	●	●	○	○	○		●		🌐
Blue Cross CaliforniaCare	16	39	27	●	●	●	○	●	○	○	○	○		★		🌐
CIGNA HealthCare of California	11	37	26	○	○	○	○	●	●	○	○	○		★		🌐
Health Net	14	40	32	●	●	●	●	●	●	●	●	●		●		🌐
Kaiser Permanente	15	44	27	●	○	○	●	●	○	○	○	○		●		🌐
Kaiser Permanente	19	47	20	●	●	●	●	○	○	○	○	○		★		🌐
Maxicare Southern California	14	29	30	○	○	○	○	○	○	○	○	○				
National HMO Health Plan*	11	48	20	○	●	○	●	●	●	●	●	●				🌐
Omni Healthcare	21	32	31	●	●	●	●	●	●	●	●	●				🌐
PacifiCare of California*	18	35	27	●	○	●	●	○	●	○	○	○		★		🌐
United Health Plan														⊗	●	
Western Health Advantage																🌐
<b>Colorado</b>																
Aetna U.S. Healthcare																🌐
Antero HealthPlans																🌐

\*1997 Survey data

<b>Health Maintenance Organization (HMO) Plans by State</b>  (Also check POS Section)	Telephone number	Enrollment code		Total Monthly Premium		Total Biweekly Premium	
		Self only	Self & family	Self only	Self & family	Self only	Self & family
Plan name – location							
<b>Colorado (continued)</b>							
CIGNA HealthCare of CO - Front Range area	800/832-3211	1C1	1C2	182.54	438.06	84.25	202.18
Kaiser Permanente - Denver/Colorado Springs areas	303/338-3800	651	652	172.77	441.03	79.74	203.55
PacifiCare of Colorado-High - Denver/Pueblo/Col.Springs/Fort Collins	800/877-9777	D61	D62	169.33	438.14	78.15	202.22
PacifiCare of Colorado-Std - Denver/Pueblo/Col.Springs/Fort Collins	800/877-9777	D64	D65	134.79	349.29	62.21	161.21
QualMed of Colorado - Denver/Boulder/Colorado Springs/Pueblo	800/847-3990	2D1	2D2	179.44	455.35	82.82	210.16
Rocky Mountain HMO - Most of Colorado	800/346-4643	881	882	235.73	551.33	108.80	254.46
<b>Connecticut</b>							
Aetna U.S. Healthcare - All of Connecticut	800/537-9384	H11	H12	237.12	637.61	109.44	294.28
ConnectiCare - All of Connecticut	800/251-7722	TE1	TE2	199.36	443.02	92.01	204.47
Harvard Community Hlth Plan - Northwest Connecticut	888/333-4742	681	682	226.68	600.73	104.62	277.26
Health New England - Northern Connecticut	413/787-4004	DJ1	DJ2	220.50	487.31	101.77	224.91
Kaiser Permanente - Most of Connecticut	800/597-3872	DM1	DM2	217.90	523.42	100.57	241.58
Prudential HealthCare HMO - Fairfield/Litchfield/New Haven Cos.	800/422-7399	8C1	8C2	265.24	656.70	122.42	303.09
<b>Delaware</b>							
Aetna U.S. Healthcare - All of Delaware	800/537-9384	NK1	NK2	259.31	719.62	119.68	332.13
AmeriHealth HMO, Inc. - All of Delaware	800/444-6282	SP1	SP2	209.91	551.05	96.88	254.33
<b>District of Columbia</b>							
Aetna U.S. Healthcare - Washington, DC area	800/537-9384	V81	V82	230.34	563.01	106.31	259.85
CapitalCare - Washington, DC area	800/680-9495	2G1	2G2	212.96	585.67	98.29	270.31
George Washington Univ HP-High - Washington, DC area	301/941-2000	E51	E52	229.88	502.84	106.10	232.08
George Washington Univ HP-Std - Washington, DC area	301/941-2000	E54	E55	169.07	368.20	78.03	169.94
Kaiser Permanente - Washington, DC area	301/468-6000	E31	E32	189.22	467.26	87.33	215.66
MD-IPA - Washington, DC area	800/331-2102	JP1	JP2	201.83	484.42	93.15	223.58
NYLCare/Mid-Atlantic-High - Washington, DC area	800/635-3121	JN1	JN2	201.89	474.48	93.18	218.99
NYLCare/Mid-Atlantic-Std - Washington, DC area	800/635-3121	JN4	JN5	142.68	335.29	65.85	154.75
<b>Florida</b>							
Aetna U.S. Healthcare - Central and South Florida areas	800/537-9384	8A1	8A2	213.96	593.45	98.75	273.90
Av-Med Health Plan - Broward/Dade/Palm Beach Counties	800/882-8633	EM1	EM2	171.99	472.98	79.38	218.30
Av-Med Health Plan - Orlando area	800/882-8633	GP1	GP2	167.81	461.39	77.45	212.95
Av-Med Health Plan - Tampa Bay area	800/882-8633	H51	H52	167.68	461.07	77.39	212.80
Av-Med Health Plan - Jacksonville area	800/882-8633	HW1	HW2	171.75	472.29	79.27	217.98
Av-Med Health Plan - Gainesville area	800/882-8633	JF1	JF2	184.69	507.95	85.24	234.44
Beacon Health Plan - Dade/Broward/Palm Beach Counties	800/850-0979	4K1	4K2	147.38	412.79	68.02	190.52
Capital Health Plan - Tallahassee area	850/383-3311	EA1	EA2	162.96	435.13	75.21	200.83

Health Maintenance Organization (HMO) Plans by State	Quality Indicators - Plan performance based on enrollee ratings: ● above average; ● average; ○ below average (Numeric average for all HMO plans in heading)												Top rated plans	Accreditation status NCOA JCAHO	Web site	
	% satisfied with plan			Coverage (77%)	Access to care (81%)	Access to care in an emergency (86%)	Choice of doctor (73%)	When sick, can get appointment (79%)	Seeing same doctor on most visits (84%)	Quality of care (76%)	Provider thorough and competent (82%)	Explanation of care (80%)				Results of care (74%)
	■	■	■													
Plan name																
<b>Colorado (continued)</b>																
CIGNA HealthCare of CO															★	
Kaiser Permanente	25	46	19	●	●	●	●	●	○	●	●	●	●	✓	★	
PacifiCare of Colorado-High	14	43	25	●	●	●	●	●	●	●	●	●	●		★	
PacifiCare of Colorado-Std	10	35	31	○	●	●	○	●	●	○	○	○	●		★	
QualMed of Colorado															●	
Rocky Mountain HMO	14	54	20	●	●	●	●	●	●	●	●	●	●	✓	●	
<b>Connecticut</b>																
Aetna U.S. Healthcare	11	37	28	●	●	●	●	●	●	●	●	●	●		●	
ConnectiCare	25	46	21	●	●	●	●	●	●	●	●	●	●	✓	●	
Harvard Community Hlth Plan	27	43	19	●	●	●	●	●	●	●	●	●	●	✓	★	
Health New England	13	53	24	●	●	●	●	●	●	●	●	●	●	✓	●	
Kaiser Permanente	18	41	29	●	●	●	●	●	●	●	●	●	●	✓	★	
Prudential HealthCare HMO															★	
<b>Delaware</b>																
Aetna U.S. Healthcare	15	33	31	●	●	●	●	●	●	●	●	●	●			
AmeriHealth HMO, Inc.	15	31	29	●	●	●	●	●	●	●	●	●	●		●	
<b>District of Columbia</b>																
Aetna U.S. Healthcare	11	36	31	●	●	●	●	●	●	●	●	●	●		★	
CapitalCare	20	36	29	●	●	●	●	●	●	●	●	●	●			
George Washington Univ HP-High	18	40	25	●	●	●	●	●	○	●	●	●	●		●	
George Washington Univ HP-Std	13	31	33	●	●	○	●	●	○	●	●	●	●		●	
Kaiser Permanente*	23	39	24	●	●	○	●	●	○	○	○	○	●		★	
MD-IPA	15	45	30	●	●	●	●	●	●	●	●	●	●	✓	★	
NYLCare/Mid-Atlantic-High	17	42	23	●	●	●	●	●	●	●	●	●	●		★	
NYLCare/Mid-Atlantic-Std	11	41	31	●	●	●	●	●	●	●	●	●	●		★	
<b>Florida</b>																
Aetna U.S. Healthcare															★	
Av-Med Health Plan	25	42	21	●	●	●	●	●	●	●	●	●	●	✓	★	
Av-Med Health Plan	24	35	23	●	●	●	●	●	●	●	●	●	●		★	
Av-Med Health Plan	19	37	27	●	●	●	○	●	●	○	○	○	●		★	
Av-Med Health Plan	27	43	16	●	●	●	●	●	●	●	●	●	●		★	
Av-Med Health Plan	26	45	17	●	●	●	●	●	●	●	●	●	●	✓	★	
Beacon Health Plan																
Capital Health Plan	39	37	13	●	●	●	●	●	●	●	●	●	●		●	

\*1997 Survey data

<b>Health Maintenance Organization (HMO) Plans by State</b>  (Also check POS Section)	Telephone number	Enrollment code		Total Monthly Premium		Total Biweekly Premium	
		Self only	Self & family	Self only	Self & family	Self only	Self & family
Plan name – location							
<b>Florida (continued)</b>							
Foundation Health - Northern Florida	800/441-5501	5C1	5C2	158.69	447.98	73.24	206.76
Foundation Health - Central Florida	800/441-5501	5D1	5D2	173.62	489.00	80.13	225.69
Foundation Health - Southern Florida	800/441-5501	5E1	5E2	149.87	412.10	69.17	190.20
Health Options - Tampa Bay area	800/583-9072	D71	D72	190.78	506.24	88.05	233.65
Health Options - Palm Beach/Martin Counties	800/964-6595	FN1	FN2	169.33	453.25	78.15	209.19
Health Options - Broward/Dade Counties	800/964-6595	FR1	FR2	149.93	404.73	69.20	186.80
HIP Health Plan of FL - South Florida/Tampa Bay areas	800/385-4447	K71	K72	170.32	475.87	78.61	219.63
Humana Medical Plan - Orlando/Gainesville areas	888/393-6765	7F1	7F2	158.43	443.65	73.12	204.76
Humana Medical Plan - Southeast/Southcentral/Southwest Florida	888/393-6765	EE1	EE2	181.22	453.03	83.64	209.09
Humana Medical Plan - Tampa Bay area	888/393-6765	JH1	JH2	183.71	459.31	84.79	211.99
Humana Medical Plan - Jacksonville area	888/393-6765	P51	P52	201.59	503.92	93.04	232.58
Humana Medical Plan - Daytona area	888/393-6765	P71	P72	201.35	503.45	92.93	232.36
PCA Family Health Plan of FL - Most of Florida	888/393-6765	FQ1	FQ2	134.14	402.46	61.91	185.75
PCA Health Plans of Florida - Most of Florida	888/393-6765	PJ1	PJ2	134.14	402.46	61.91	185.75
Prudential HealthCare HMO - Jacksonville area	904/351-8386	EC1	EC2	143.26	393.92	66.12	181.81
Prudential HealthCare HMO - Central Florida area	800/628-3801	EH1	EH2	160.01	447.89	73.85	206.72
Prudential HealthCare HMO - Broward/Dade/Palm Beach Counties	800/457-3885	HE1	HE2	185.75	520.00	85.73	240.00
United HealthCare of Florida - South Florida/Tampa areas	800/543-3145	QK1	QK2	195.54	518.18	90.25	239.16
<b>Georgia</b>							
Aetna U.S. Healthcare - Atlanta/Augusta/Athens/Macon areas	800/537-9384	2U1	2U2	181.00	466.64	83.54	215.37
Athens Area Health Plan Select - Athens metro area	706-549-0549	8Y1	8Y2	169.04	433.75	78.02	200.19
Kaiser Permanente - Atlanta area	800/255-0568	F81	F82	182.43	463.13	84.20	213.75
Prudential HealthCare HMO - Atlanta/Macon areas	800/738-1728	EZ1	EZ2	150.63	412.17	69.52	190.23
<b>Guam</b>							
Guam Memorial Health Plan-High - Guam/Palau/N. Mariana Islands	671/646-4647	ZA1	ZA2	220.03	557.74	101.55	257.42
Guam Memorial Health Plan-Std - Guam/Palau/N. Mariana Islands	671/646-4647	ZA4	ZA5	161.42	459.57	74.50	212.11
Health Maintenance Life - Guam	671/646-7826	281	282	133.19	397.80	61.47	183.60
PacifiCare Asia Pacific - Guam	671/647-3471	JK1	JK2	185.81	489.78	85.76	226.05
<b>Hawaii</b>							
Kaiser Permanente-High - Islands of Hawaii/Maui/Oahu/Kauai	808/597-5955	631	632	241.71	519.70	111.56	239.86
Kaiser Permanente-Std - Islands of Hawaii/Maui/Oahu/Kauai	808/597-5955	634	635	204.06	438.73	94.18	202.49
<b>Idaho</b>							
Group Health Cooperative - Benewah/Bonner/Kootenai/Latah/Shoshone	800/497-2210	VR1	VR2	219.51	565.11	101.31	260.82
HealthPlus - Washington border counties	800/527-6675	8F1	8F2	193.18	482.06	89.16	222.49

Health Maintenance Organization (HMO) Plans by State	Quality Indicators - Plan performance based on enrollee ratings: ● above average; ● average, ○ below average (Numeric average for all HMO plans in heading)													Top rated plans	Accreditation status NCQA JCAHO	Web site
	% satisfied with plan			Coverage (77%)	Access to care (81%)	Access to care in an emergency (86%)	Choice of doctor (73%)	When sick, can get appointment (79%)	Seeing same doctor on most visits (84%)	Quality of care (76%)	Provider thorough and competent (82%)	Explanation of care (80%)	Results of care (74%)			
Plan name																
<b>Florida (continued)</b>																
Foundation Health															★	
Foundation Health															★	
Foundation Health															★	
Health Options	13	34	33	●	●	●	●	●	●	●	●	●	●		★	
Health Options															★	
Health Options	10	35	34	●	●	●	●	○	●	○	○	○	○		★	
HIP Health Plan of FL	14	34	25	●	●	●	●	○	○	○	○	○	○		★	
Humana Medical Plan	10	34	33	●	○	○	○	○	○	○	○	○	○		★	
Humana Medical Plan	14	30	33	○	○	○	○	○	○	○	○	○	○		★	
Humana Medical Plan	14	37	26	●	○	●	○	○	○	○	○	○	○		★	
Humana Medical Plan	13	37	30	●	●	●	○	○	●	●	●	●	●		★	
Humana Medical Plan	12	31	30	●	●	●	○	○	●	○	○	○	○		★	
PCA Family Health Plan of FL															●	
PCA Health Plans of Florida	10	25	27	○	○	●	○	○	●	○	○	○	○		●	
Prudential HealthCare HMO	30	35	21	●	●	●	●	●	●	●	●	●	●		★	
Prudential HealthCare HMO	19	42	23	●	●	●	●	●	○	●	●	●	●		★	
Prudential HealthCare HMO	16	28	34	●	○	●	●	○	●	○	○	○	○		★	
United HealthCare of Florida																
<b>Georgia</b>																
Aetna U.S. Healthcare	15	35	27	●	●	●	●	●	●	●	●	●	●			
Athens Area Health Plan Select																
Kaiser Permanente	22	40	25	●	●	●	●	●	○	●	●	●	●	✓	★	
Prudential HealthCare HMO	11	34	32	●	○	○	○	○	○	○	○	○	○		●	
<b>Guam</b>																
Guam Memorial Health Plan-High	7	32	43	○	○	○	●	○	○	○	○	○	○			
Guam Memorial Health Plan-Std																
Health Maintenance Life*	15	47	25	○	○	○	●	●	○	●	●	●	●			
PacifiCare Asia Pacific*	12	33	35	○	○	○	○	○	○	○	○	○	○			
<b>Hawaii</b>																
Kaiser Permanente-High	26	40	22	●	●	●	●	●	●	●	●	●	●	✓	★	
Kaiser Permanente-Std	16	36	35	●	●	●	●	●	●	●	●	●	●		★	
<b>Idaho</b>																
Group Health Cooperative	15	33	31	●	●	●	●	●	●	●	●	●	●		★	
HealthPlus																




























\*1997 Survey data

<b>Health Maintenance Organization (HMO) Plans by State</b>  (Also check POS Section)	Telephone number	Enrollment code		Total Monthly Premium		Total Biweekly Premium	
		Self only	Self & family	Self only	Self & family	Self only	Self & family
Plan name – location							
<b>Illinois</b>							
Aetna U.S. Healthcare - Chicago area	800/537-9384	XC1	XC2	154.94	489.04	71.51	225.71
BCI HMO, Inc. - Chicago/Rockford/Springfld/Downstate Cos	800/772-6897	3B1	3B2	227.89	574.84	105.18	265.31
Group Health Plan - Southern/Metro East/Central	800/743-3901	MM1	MM2	213.24	533.02	98.42	246.01
Health Alliance HMO - Central/E.Central/N.West/South/West IL	800/851-3379	FX1	FX2	220.11	513.76	101.59	237.12
Health Partners of the Midwest - St. Louis area	800/338-4123	RN1	RN2	228.04	494.80	105.25	228.37
Heritage National Healthplan - Bloomingt/Joliet/Moline/Peoria/RockIsld	800/247-9110	3J1	3J2	197.06	532.00	90.95	245.54
Humana Health Plan Inc. - Chicago area	888/393-6765	751	752	208.37	500.09	96.17	230.81
John Deere Family Healthplan - Quad Cities	800/247-9110	1J1	1J2	175.72	474.44	81.10	218.97
Mercy Health Plans/Premier - Southwest Illinois	800/327-0763	7M1	7M2	191.04	444.36	88.17	205.09
OSF HealthPlans - Central/Northern Illinois	800/673-5222	9F1	9F2	176.50	464.14	81.46	214.22
PersonalCare's HMO - East Central Illinois	800/431-1211	GE1	GE2	167.16	429.85	77.15	198.39
Principal St.Louis - St. Louis area	800/966-3938	121	122	236.49	515.52	109.15	237.93
Prudential HealthCare HMO - Southern Illinois	800/298-7625	VZ1	VZ2	151.80	383.41	70.06	176.96
Rush Prudential HMO - Chicago area	312/234-7747	171	172	185.84	447.07	85.77	206.34
Union Health Service - Chicago area	312/829-4224	761	762	173.55	430.43	80.10	198.66
United HealthCare Select - St. Louis and Metro East	800/627-0607	H81	H82	205.29	472.33	94.75	218.00
<b>Indiana</b>							
Aetna U.S. Healthcare - Southern Indiana	800/537-9384	RD1	RD2	208.02	509.15	96.01	234.99
Aetna U.S. Healthcare - Lake/Porter Counties	800/537-9384	XC1	XC2	154.94	489.04	71.51	225.71
Arnett HMO - Lafayette area	765/448-7440	G21	G22	219.68	571.18	101.39	263.62
BCI HMO, Inc. - Lake County	800/772-6897	3B1	3B2	227.89	574.84	105.18	265.31
Health Alliance HMO - Fountain/Vermillion/Warren Counties	800/851-3379	FX1	FX2	220.11	513.76	101.59	237.12
Humana Care Plan - Southern Indiana	888/393-6765	181	182	210.23	525.61	97.03	242.59
Humana Health Plan Inc. - Lake and Porter Counties	888/393-6765	751	752	208.37	500.09	96.17	230.81
Humana Health Plan - Southern Indiana	888/393-6765	D21	D22	211.14	527.84	97.45	243.62
Maxicare Indiana - Most of Indiana	800/441-3355	GK1	GK2	186.94	440.07	86.28	203.11
PARTNERS Nat'l HPs of IN - Northern Indiana	800/967-5439	MC1	MC2	174.46	455.20	80.52	210.09
Physicians HP of N. Indiana - Northern Indiana	219/432-6690	DQ1	DQ2	219.51	495.13	101.31	228.52
Prudential HealthCare Midwest - Dearborn County	800/932-7478	S31	S32	166.81	433.16	76.99	199.92
Rush Prudential HMO - Lake/Porter Counties	888/234-7747	171	172	185.84	447.07	85.77	206.34
The M*Plan - Central/Northeast/Southwest Indiana	800/816-7526	IN1	IN2	199.44	430.21	92.05	198.56
United HealthCare of Kentucky - Clark/Floyd/Harrison Counties	800/495-5283	DU1	DU2	200.35	496.54	92.47	229.17
Welborn HMO - Evansville area	812/426-6600	H31	H32	181.65	469.56	83.84	216.72

Health Maintenance Organization (HMO) Plans by State	Quality Indicators - Plan performance based on enrollee ratings: ● above average; ● average, ○ below average (Numeric average for all HMO plans in heading)													Top rated plans	Accreditation status NCQA JCAHO	Web site	
	% satisfied with plan			Coverage (77%)	Access to care (81%)	Access to care in an emergency (86%)	Choice of doctor (73%)	When sick, can get appointment (79%)	Seeing same doctor on most visits (84%)	Quality of care (76%)	Provider thorough and competent (82%)	Explanation of care (80%)	Results of care (74%)				
	5	30	32														% Extremely satisfied
Plan name																	
<b>Illinois</b>																	
Aetna U.S. Healthcare	5	30	32	●	●	○	○	●	●	●	○	○		★			
BCI HMO, Inc.	13	36	31	●	●	●	●	●	●	●	●	●					
Group Health Plan*	15	48	25	●	●	●	●	●	●	●	●	●		●			
Health Alliance HMO	25	46	15	●	●	●	●	●	●	●	●	●					
Health Partners of the Midwest	18	43	23	●	●	●	●	●	●	●	●	●					
Heritage National Healthplan																	
Humana Health Plan Inc.	13	29	37	○	○	○	○	○	○	○	○	○		★			
John Deere Family Healthplan																	
Mercy Health Plans/Premier																	
OSF HealthPlans																	
PersonalCare's HMO	17	40	34	●	●	●	●	●	●	●	●	●	✓				
Principal St.Louis	20	45	25	●	●	●	●	●	●	●	●	●	✓	●			
Prudential HealthCare HMO														★			
Rush Prudential HMO	17	37	26	●	●	○	●	○	●	●	●	●		★			
Union Health Service																	
United HealthCare Select	17	41	27	●	●	●	●	●	●	●	●	●					
<b>Indiana</b>																	
Aetna U.S. Healthcare	11	29	30	●	●	●	●	●	●	●	●	●					
Aetna U.S. Healthcare	5	30	32	●	●	○	○	●	●	●	○	○					
Arnett HMO																	
BCI HMO, Inc.	13	36	31	●	●	●	●	●	●	●	●	●					
Health Alliance HMO	25	46	15	●	●	●	●	●	●	●	●	●					
Humana Care Plan	15	37	28	●	●	●	○	●	●	●	●	●					
Humana Health Plan Inc.	13	29	37	○	○	○	○	○	○	○	○	○		★			
Humana Health Plan	15	42	28	●	●	●	●	●	●	●	●	●					
Maxicare Indiana	16	41	23	●	●	●	●	●	●	●	●	●		⊗			
PARTNERS Nat'l HPs of IN														●			
Physicians HP of N. Indiana																	
Prudential HealthCare Midwest	12	46	27	●	●	●	●	●	●	●	●	●		★			
Rush Prudential HMO	17	37	26	●	●	○	●	○	●	●	●	●		★			
The M*Plan	22	47	19	●	●	●	●	●	●	●	●	●	✓	★			
United HealthCare of Kentucky																	
Welborn HMO	34	39	20	●	●	●	●	●	●	●	●	●	✓	●			

\*1997 Survey data

<b>Health Maintenance Organization (HMO) Plans by State</b>  (Also check POS Section)	Telephone number	Enrollment code		Total Monthly Premium		Total Biweekly Premium	
		Self only	Self & family	Self only	Self & family	Self only	Self & family
Plan name – location							
<b>Iowa</b>							
Care Choices - Northwest Iowa	800/535-6252	FA1	FA2	193.92	521.65	89.50	240.76
Exclusive Healthcare - Council Bluffs/Sioux City areas	800/456-9292	9Y1	9Y2	192.31	522.51	88.76	241.16
Health Alliance HMO - Central Iowa	888/536-5300	7X1	7X2	178.49	432.90	82.38	199.80
Heritage National Healthplan - Central/Eastern Iowa	800/247-9110	3J1	3J2	197.06	532.00	90.95	245.54
John Deere Family Healthplan - Des Moines/Waterloo/Quad Cities areas	800/247-9110	1J1	1J2	175.72	474.44	81.10	218.97
Principal Health Care of Iowa - Des Moines/Central Iowa/Waterloo	800/257-4692	SV1	SV2	174.98	472.49	80.76	218.07
SecureCare of Iowa - Central and Eastern Iowa areas	888/881-8820	3Q1	3Q2	149.18	390.78	68.85	180.36
United HealthCare/Midlands - Western Iowa	402/445-5700	NF1	NF2	192.18	434.85	88.70	200.70
<b>Kansas</b>							
Humana Kansas City, Inc.-High - Kansas City area	888/393-6765	MS1	MS2	199.98	479.98	92.30	221.53
Humana Kansas City, Inc.-Std - Kansas City area	888/393-6765	MS4	MS5	186.27	447.03	85.97	206.32
Kaiser Permanente - Kansas City area	913/642-2662	HA1	HA2	151.88	391.82	70.10	180.84
Preferred Plus of Kansas - S. Central & Jefferson/Shawnee Counties	800/660-8114	VA1	VA2	201.20	535.19	92.86	247.01
Principal Health Care of KC - Wichita/Salinas areas	800/969-3343	7W1	7W2	197.51	503.69	91.16	232.47
Prudential HealthCare HMO - Kansas City/Topeka areas	800/441-5588	1K1	1K2	195.28	467.81	90.13	215.91
United HealthCare MidWest - Kansas City/Topeka areas	800/357-0975	4M1	4M2	218.75	550.36	100.96	254.01
<b>Kentucky</b>							
Advantage Care, Inc. - Central/Eastern Kentucky	800/850-8585	XW1	XW2	219.77	570.90	101.43	263.49
Aetna U.S. Healthcare - Lexington/Louisville areas	800/537-9384	RD1	RD2	208.02	509.15	96.01	234.99
Bluegrass Family Health - Central/Eastern Kentucky	606/269-4475	2B1	2B2	186.51	443.17	86.08	204.54
Humana Care Plan - Louisville area	888/393-6765	181	182	210.23	525.61	97.03	242.59
Humana Care Plan - Lexington area	888/393-6765	HR1	HR2	192.68	481.67	88.93	222.31
Humana Health Plan - Lexington/Louisville	888/393-6765	D21	D22	211.14	527.84	97.45	243.62
PacifiCare of Ohio, Inc. - Northern Kentucky	800/824-0428	R81	R82	192.51	452.42	88.85	208.81
Prudential HealthCare Midwest - Northern Kentucky	800/932-7478	S31	S32	166.81	433.16	76.99	199.92
United Health Care of Ohio - Northern Kentucky	800/231-2918	3U1	3U2	220.65	507.43	101.84	234.20
United HealthCare of Kentucky - Most of Kentucky	800/495-5283	DU1	DU2	200.35	496.54	92.47	229.17
<b>Louisiana</b>							
Aetna U.S. Healthcare - New Orleans area	800/537-9384	NG1	NG2	175.07	455.15	80.80	210.07
Aetna U.S. Healthcare - Baton Rouge/Lafayette areas	800/537-9384	TK1	TK2	144.65	470.02	66.76	216.93
Gulf South Health Plan, Inc. - Baton Rouge/New Orleans/Lafayette area	504/237-1700	LY1	LY2	191.62	483.77	88.44	223.28
Smartplan - All of Louisiana	800/259-7370	8D1	8D2	173.44	453.22	80.05	209.18
Vantage Health Plan - Monroe/North Louisiana	318/323-9779	7V1	7V2	194.87	493.24	89.94	227.65

Health Maintenance Organization (HMO) Plans by State	Quality Indicators - Plan performance based on enrollee ratings: ● above average; ● average, ○ below average (Numeric average for all HMO plans in heading)												Top rated plans	Accreditation status NCOA JCAHO	Web site		
	% satisfied with plan			Coverage (77%)	Access to care (81%)	Access to care in an emergency (86%)	Choice of doctor (73%)	When sick, can get appointment (79%)	Seeing same doctor on most visits (84%)	Quality of care (76%)	Provider thorough and competent (82%)	Explanation of care (80%)				Results of care (74%)	
																	% Extremely satisfied
Plan name																	
<b>Iowa</b>																	
Care Choices																	
Exclusive Healthcare	15	40	29	●	●	●	●	●	●	●	●	●	●				
Health Alliance HMO																	
Heritage National Healthplan																	
John Deere Family Healthplan																	
Principal Health Care of Iowa*	17	36	30	●	●	●	●	●	●	●	●	●	●		●		
SecureCare of Iowa																	
United HealthCare/Midlands	20	33	28	●	●	●	●	●	●	●	●	●	●		★		
<b>Kansas</b>																	
Humana Kansas City, Inc.-High	22	37	24	●	●	●	●	●	●	●	●	●	●		★		
Humana Kansas City, Inc.-Std															★		
Kaiser Permanente	18	35	25	●	●	○	○	○	○	○	○	○	○		★		
Preferred Plus of Kansas																	
Principal Health Care of KC															●		
Prudential HealthCare HMO	11	42	24	●	●	●	●	●	●	●	●	●	●		★		
United HealthCare MidWest*	13	46	24	●	●	●	●	●	●	●	●	●	●				
<b>Kentucky</b>																	
Advantage Care, Inc.															★		
Aetna U.S. Healthcare	11	29	30	●	●	●	●	●	●	●	●	●	●				
Bluegrass Family Health	21	39	26	●	●	●	●	●	●	●	●	●	●				
Humana Care Plan	15	37	28	●	●	●	○	○	○	○	○	○	○				
Humana Care Plan	20	36	26	●	●	●	●	●	○	○	○	○	○				
Humana Health Plan	15	42	28	●	●	●	●	●	●	●	●	●	●				
PacifiCare of Ohio, Inc.	9	37	28	○	●	●	●	●	●	●	●	●	●				
Prudential HealthCare Midwest	12	46	27	●	●	●	●	●	●	●	●	●	●		★		
United Health Care of Ohio	12	40	30	●	●	●	●	●	●	●	●	●	●		★		
United HealthCare of Kentucky																	
<b>Louisiana</b>																	
Aetna U.S. Healthcare	14	42	27	●	●	●	●	○	●	●	●	●	●				
Aetna U.S. Healthcare																	
Gulf South Health Plan, Inc.															★		
Smartplan																	
Vantage Health Plan																	

\*1997 Survey data

<b>Health Maintenance Organization (HMO) Plans by State</b>  (Also check POS Section)	Telephone number	Enrollment code		Total Monthly Premium		Total Biweekly Premium	
		Self only	Self & family	Self only	Self & family	Self only	Self & family
Plan name – location							
<b>Maine</b>							
Harvard Community Hlth Plan - Southeastern Maine	888/333-4742	681	682	226.68	600.73	104.62	277.26
NYLCare Health Plans of Maine - All of Maine	800/895-6667	9M1	9M2	218.16	486.50	100.69	224.54
<b>Maryland</b>							
Aetna U.S. Healthcare - North/Central MD & Washington, DC area	800/537-9384	V81	V82	230.34	563.01	106.31	259.85
CapitalCare - South/Central Maryland	800/680-9495	2G1	2G2	212.96	585.67	98.29	270.31
George Washington Univ HP-High - Central/Southern Maryland	301/941-2000	E51	E52	229.88	502.84	106.10	232.08
George Washington Univ HP-Std - Central/Southern Maryland	301/941-2000	E54	E55	169.07	368.20	78.03	169.94
Kaiser Permanente - Baltimore/Washington, DC areas	301/468-6000	E31	E32	189.22	467.26	87.33	215.66
MD-IPA - All of Maryland	800/331-2102	JP1	JP2	201.83	484.42	93.15	223.58
NYLCare/Mid-Atlantic-High - North/Central/Southern Maryland	800/635-3121	JN1	JN2	201.89	474.48	93.18	218.99
NYLCare/Mid-Atlantic-Std - North/Central/Southern Maryland	800/635-3121	JN4	JN5	142.68	335.29	65.85	154.75
<b>Massachusetts</b>							
Aetna U.S. Healthcare - Central/Eastern MA/Hampden	800/537-9384	NE1	NE2	229.78	620.69	106.05	286.47
Fallon Community Health Plan - Central/Eastern Massachusetts	800/868-5200	JV1	JV2	173.40	447.37	80.03	206.48
Harvard Community Hlth Plan - Eastern/Western Massachusetts	888/333-4742	681	682	226.68	600.73	104.62	277.26
Harvard Pilgrim Hlth Care-NE - Southeastern Massachusetts	888/333-4742	701	702	188.05	451.27	86.79	208.28
Health New England - Western Massachusetts	413/787-4004	DJ1	DJ2	220.50	487.31	101.77	224.91
Kaiser Permanente - Western Massachusetts	800/597-3872	K11	K12	181.29	471.36	83.67	217.55
<b>Michigan</b>							
Aetna U.S. Healthcare - Greater Detroit Metro area	800/537-9384	8Z1	8Z2	179.18	467.46	82.70	215.75
Blue Care Network - East MI - East Michigan Region	800/890-0871	K51	K52	189.69	475.37	87.55	219.40
Blue Care Network - East MI - East Michigan Region	800/890-0871	KN1	KN2	176.06	526.74	81.26	243.11
Blue Care Network Mid MI Reg - Mid Michigan	888/227-2345	LN1	LN2	198.60	478.29	91.66	220.75
Blue Care Network SE Michigan - Southeast MI	800/662-6667	LX1	LX2	133.49	441.59	61.61	203.81
Blue Care Network West MI - Western Michigan	800/775-2583	G71	G72	245.48	620.99	113.30	286.61
Blue Care Network West MI - Western Michigan	800/775-2583	KF1	KF2	173.29	477.75	79.98	220.50
Blue Care Network West Region - Western Michigan	800/775-2583	KR1	KR2	170.04	492.01	78.48	227.08
Grand Valley Health Plan - Grand Rapids area	616/949-2410	RL1	RL2	187.27	473.53	86.43	218.55
Health Alliance - Southeastern Michigan/Flint area	313/872-8100	521	522	174.05	461.13	80.33	212.83
HealthPlus MI - Flint/Saginaw areas	800/332-9161	X51	X52	226.66	555.64	104.61	256.45
M-Care - Mid/Southeastern Michigan	800/658-8878	EG1	EG2	165.49	438.92	76.38	202.58
Medical Value Plan - Lenawee/Monroe Counties	419/245-5135	EV1	EV2	211.19	557.53	97.47	257.32
OmniCare - Southeastern Michigan	313/259-4000	KA1	KA2	159.73	399.27	73.72	184.28
Physicians Health Plan - Lansing/Mid-Michigan	517/349-1976	U51	U52	200.14	480.33	92.37	221.69

Health Maintenance Organization (HMO) Plans by State	Quality Indicators - Plan performance based on enrollee ratings: ● above average; ● average, ○ below average (Numeric average for all HMO plans in heading)													Top rated plans	Accreditation status NCOA JCAHO	Web site
	% satisfied with plan			Coverage (77%)	Access to care (81%)	Access to care in an emergency (86%)	Choice of doctor (73%)	When sick, can get appointment (79%)	Seeing same doctor on most visits (84%)	Quality of care (76%)	Provider thorough and competent (82%)	Explanation of care (80%)	Results of care (74%)			
	% Extremely satisfied	% Very satisfied	% Somewhat satisfied													
Plan name																
<b>Maine</b>																
Harvard Community Hlth Plan	27	43	19	●	●	●	●	●	●	●	●	●	●	✓	★	
NYLCare Health Plans of Maine																
<b>Maryland</b>																
Aetna U.S. Healthcare	11	36	31	●	●	●	●	●	●	●	●	●	●		★	
CapitalCare	20	36	29	●	●	●	●	●	●	●	●	●	●			
George Washington Univ HP-High	18	40	25	●	●	●	●	●	○	●	●	●	●		●	
George Washington Univ HP-Std	13	31	33	●	●	○	●	●	○	●	●	●	●		●	
Kaiser Permanente*	23	39	24	●	●	○	●	●	○	○	●	○	●		★	
MD-IPA	15	45	30	●	●	●	●	●	●	●	●	●	●	✓	★	
NYLCare/Mid-Atlantic-High	17	42	23	●	●	●	●	●	●	●	●	●	●		★	
NYLCare/Mid-Atlantic-Std	11	41	31	●	●	●	●	●	●	●	●	●	●		★	
<b>Massachusetts</b>																
Aetna U.S. Healthcare	12	36	27	●	●	●	●	●	●	●	●	●	●		★	
Fallon Community Health Plan	29	49	13	●	●	●	●	●	●	●	●	●	●	✓	★	
Harvard Community Hlth Plan	27	43	19	●	●	●	●	●	●	●	●	●	●	✓	★	
Harvard Pilgrim Hlth Care-NE	25	40	20	●	●	●	●	●	●	●	●	●	●		★	
Health New England	13	53	24	●	●	●	●	●	●	●	●	●	●	✓	●	
Kaiser Permanente	15	40	30	●	●	●	●	●	●	●	●	●	●		★	
<b>Michigan</b>																
Aetna U.S. Healthcare																
Blue Care Network - East MI	13	39	26	●	●	●	○	●	●	●	○	●	○		★	
Blue Care Network - East MI															★	
Blue Care Network Mid MI Reg	15	41	22	●	●	●	●	●	●	●	●	●	●		★	
Blue Care Network SE Michigan	15	38	29	○	●	●	●	●	○	●	○	●	○		★	
Blue Care Network West MI															★	
Blue Care Network West MI	20	43	26	●	●	●	●	●	●	●	●	●	●	✓	★	
Blue Care Network West Region	15	49	27	●	●	●	●	●	●	●	●	●	●	✓	★	
Grand Valley Health Plan																
Health Alliance	18	48	22	●	●	●	●	●	●	●	●	●	●	✓	★	
HealthPlus MI															★	
M-Care	32	40	17	●	●	●	●	●	●	●	●	●	●	✓	●	
Medical Value Plan															★	
OmniCare	15	32	29	○	○	○	○	○	○	○	○	○	○		●	
Physicians Health Plan	20	45	26	●	●	●	●	●	●	●	●	●	●	✓		

\*1997 Survey data

<b>Health Maintenance Organization (HMO) Plans by State</b>  (Also check POS Section)	Telephone number	Enrollment code		Total Monthly Premium		Total Biweekly Premium	
		Self only	Self & family	Self only	Self & family	Self only	Self & family
Plan name – location							
<b>Michigan (continued)</b>							
Physicians Health Plan - Jackson/South Michigan	517/787-6865	U61	U62	205.81	493.98	94.99	227.99
Physicians Health Plan - Kalamazoo/Southwest Michigan	616/341-7250	U71	U72	178.45	428.26	82.36	197.66
Physicians Health Plan - Muskegon/Western Michigan	616/728-6333	U81	U82	188.93	453.53	87.20	209.32
Priority Health - West Michigan	616/942-1221	BQ1	BQ2	177.49	501.50	81.92	231.46
SelectCare - Southeast Michigan	800/332-2365	K61	K62	159.60	446.92	73.66	206.27
The Wellness Plan - Southeastern Michigan	800/875-9355	K31	K32	161.46	440.74	74.52	203.42
Total Health Care - Greater Detroit/Flint areas	800/826-2862	N21	N22	169.02	425.58	78.01	196.42
<b>Minnesota</b>							
Altru Health Plan - Northwest Minnesota	701/780-1600	2R1	2R2	142.26	409.48	65.66	188.99
HealthPartners Classic-High - Minneapolis/St. Paul areas	612/883-5000	531	532	212.96	511.07	98.29	235.88
HealthPartners Classic-Std - Minneapolis/St. Paul areas	612/883-5000	534	535	180.20	432.45	83.17	199.59
HealthPartners Health Plan - Minneapolis/St. Paul/St. Cloud areas	612/883-5000	HQ1	HQ2	224.27	538.29	103.51	248.44
<b>Mississippi</b>							
PrimeHealth of Alabama, Inc. - Southern Mississippi	800/236-9421	AA1	AA2	196.06	483.86	90.49	223.32
Prudential HealthCare HMO - Desoto/Marshall/Tate/Tunica Cos.	901/541-9400	UB1	UB2	148.33	452.10	68.46	208.66
<b>Missouri</b>							
BlueCHOICE - StLouis/Central/SW/Poplar Bluff area	800/634-4395	9G1	9G2	223.02	482.80	102.93	222.83
Group Health Plan - St. Louis area	800/743-3901	MM1	MM2	213.24	533.02	98.42	246.01
Health Partners of the Midwest - St. Louis/Columbia/Jefferson City areas	800/338-4123	RN1	RN2	228.04	494.80	105.25	228.37
Humana Kansas City, Inc.-High - Central Missouri/Springfield area	888/393-6765	7S1	7S2	204.38	490.53	94.33	226.40
Humana Kansas City, Inc.-Std - Central Missouri/Springfield area	888/393-6765	7S4	7S5	188.05	451.38	86.79	208.33
Humana Kansas City, Inc.-High - Kansas City area	888/393-6765	MS1	MS2	199.98	479.98	92.30	221.53
Humana Kansas City, Inc.-Std - Kansas City area	888/393-6765	MS4	MS5	186.27	447.03	85.97	206.32
Kaiser Permanente - Kansas City area	913/642-2662	HA1	HA2	151.88	391.82	70.10	180.84
Mercy Health Plans/Premier - East/Central/Southwest Missouri	800/327-0763	7M1	7M2	191.04	444.36	88.17	205.09
Principal St.Louis - St. Louis area	800/966-3938	121	122	236.49	515.52	109.15	237.93
Prudential HealthCare HMO - Kansas City area	800/441-5588	1K1	1K2	195.28	467.81	90.13	215.91
Prudential HealthCare HMO - St. Louis area	800/298-7625	VZ1	VZ2	151.80	383.41	70.06	176.96
United HealthCare MidWest - Kansas City area	800/357-0975	4M1	4M2	218.75	550.36	100.96	254.01
United HealthCare Select - St. Louis/Central/Northeast/Southeast	800/627-0607	H81	H82	205.29	472.33	94.75	218.00
<b>Montana</b>							
Yellowstone Community Health - Billings area	406/238-6868	2Y1	2Y2	172.16	446.36	79.46	206.01
<b>Nebraska</b>							
Care Choices - Northeastern Nebraska	800/535-6252	FA1	FA2	193.92	521.65	89.50	240.76

Health Maintenance Organization (HMO) Plans by State	Quality Indicators - Plan performance based on enrollee ratings: ● above average; ● average, ○ below average (Numeric average for all HMO plans in heading)													Top rated plans	Accreditation status NCOA JCAHO	Web site	
	% satisfied with plan			Coverage (77%)	Access to care (81%)	Access to care in an emergency (86%)	Choice of doctor (73%)	When sick, can get appointment (79%)	Seeing same doctor on most visits (84%)	Quality of care (76%)	Provider thorough and competent (82%)	Explanation of care (80%)	Results of care (74%)				
	22	54	16														
Plan name	7	39	29														
<b>Michigan (continued)</b>																	
Physicians Health Plan																	
Physicians Health Plan																	
Physicians Health Plan																	
Priority Health	22	54	16	●	●	●	●	●	●	●	●	●	●	✓	★	🌐	
SelectCare	7	39	29	●	○	○	○	●	○	○	○	○	○		●		
The Wellness Plan																	
Total Health Care																	
<b>Minnesota</b>																	
Altru Health Plan																	🌐
HealthPartners Classic-High	11	44	23	●	●	●	●	●	○	●	●	●	●		★		
HealthPartners Classic-Std*	25	45	16	●	●	●	●	●	●	●	●	●	●		★		
HealthPartners Health Plan	14	39	27	●	●	●	●	●	○	●	●	●	●		★		
<b>Mississippi</b>																	
PrimeHealth of Alabama, Inc.	11	36	28	○	●	●	●	○	●	●	●	●	●				🌐
Prudential HealthCare HMO	10	37	34	○	○	○	○	○	○	○	●	●	○		●		🌐
<b>Missouri</b>																	
BlueCHOICE	13	31	38	●	●	●	●	●	●	●	●	●	●				
Group Health Plan*	15	48	25	●	●	●	●	●	●	●	●	●	●		●		🌐
Health Partners of the Midwest	18	43	23	●	●	●	●	●	●	●	●	●	●				
Humana Kansas City, Inc.-High	16	39	29	●	●	●	●	●	●	●	●	●	●		★		🌐
Humana Kansas City, Inc.-Std															★		🌐
Humana Kansas City, Inc.-High	22	37	24	●	●	●	●	●	●	●	●	●	●		★		🌐
Humana Kansas City, Inc.-Std															★		🌐
Kaiser Permanente	18	35	25	●	●	○	○	●	○	○	○	○	○		★		🌐
Mercy Health Plans/Premier																	
Principal St.Louis	20	45	25	●	●	●	●	●	●	●	●	●	●	✓	●		
Prudential HealthCare HMO	11	42	24	●	●	●	●	●	●	●	●	●	●		★		🌐
Prudential HealthCare HMO															★		🌐
United HealthCare MidWest*	13	46	24	●	●	●	●	●	●	●	●	●	●				
United HealthCare Select	17	41	27	●	●	●	●	●	●	●	●	●	●				🌐
<b>Montana</b>																	
Yellowstone Community Health																	
<b>Nebraska</b>																	
Care Choices																	🌐

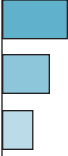

























\*1997 Survey data

<b>Health Maintenance Organization (HMO) Plans by State</b>  (Also check POS Section)	Telephone number	Enrollment code		Total Monthly Premium		Total Biweekly Premium	
		Self only	Self & family	Self only	Self & family	Self only	Self & family
Plan name – location							
<b>Nebraska (continued)</b>							
Exclusive Healthcare - Omaha/Lincoln areas	800/456-9292	9Y1	9Y2	192.31	522.51	88.76	241.16
United HealthCare/Midlands - Lincoln/Omaha/Northeast areas	402/445-5700	NF1	NF2	192.18	434.85	88.70	200.70
<b>Nevada</b>							
Aetna U.S. Healthcare - Southern Nevada/Las Vegas area	800/537-9384	8L1	8L2	163.50	428.16	75.46	197.61
Hometown Health Plan - Northern Nevada	702/325-3000	4H1	4H2	179.34	427.64	82.77	197.37
Humana Health Plan, Inc. - Las Vegas areas	888/393-6765	TL1	TL2	136.37	392.45	62.94	181.13
PacifiCare of Nevada - LasVegas/Carson City/Reno	800/811-7305	K91	K92	157.17	397.91	72.54	183.65
<b>New Hampshire</b>							
Aetna U.S. Healthcare - Chshre/Hllsbrgh/Rcknghm/Stafford Cos.	800/537-9384	UJ1	UJ2	203.43	543.49	93.89	250.84
Harvard Community Hlth Plan - Southern New Hampshire	888/333-4742	681	682	226.68	600.73	104.62	277.26
Kaiser Permanente - Southwestern New Hampshire	800/597-3872	K11	K12	181.29	471.36	83.67	217.55
<b>New Jersey</b>							
Aetna U.S. Healthcare-High - All of New Jersey	800/537-9384	P31	P32	286.37	711.64	132.17	328.45
Aetna U.S. Healthcare-Std - All of New Jersey	800/537-9384	P34	P35	188.93	494.43	87.20	228.20
AmeriHealth HMO, Inc. - All of New Jersey	800/454-7651	FK1	FK2	231.64	594.47	106.91	274.37
CIGNA CoMED HealthCare - All of New Jersey	800/462-6633	P41	P42	264.03	554.45	121.86	255.90
First Option Hlth Plan of NJ - All of New Jersey	800/555-2605	2F1	2F2	249.97	604.87	115.37	279.17
HIP Health Plan of NJ - Most of New Jersey	732/937-7600	P91	P92	209.58	521.91	96.73	240.88
Prudential HealthCare HMO - All of New Jersey	800/422-7399	8P1	8P2	200.14	504.79	92.37	232.98
QualMed Plans for Health - Burlington/Camden/Gloucester Counties	800/998-2840	271	272	229.65	533.95	105.99	246.44
<b>New Mexico</b>							
HMO New Mexico - Most of New Mexico	800/423-1630	5H1	5H2	151.52	390.91	69.93	180.42
Lovelace Health Plan - All of New Mexico	505/262-7363	Q11	Q12	180.57	469.45	83.34	216.67
Presbyterian Health Plan - All NM counties except Otero & S. Eddy	505/923-5678	P21	P22	147.44	384.54	68.05	177.48
QualMed Plans for Health - Albuquerque/Santa Fe areas	800/365-0009	PX1	PX2	150.32	396.54	69.38	183.02
<b>New York</b>							
Aetna U.S. Healthcare - NYC area and Dutchess/Sullivan/Ulster	800/537-9384	JC1	JC2	200.07	506.63	92.34	233.83
Blue Choice - Rochester area	716/238-4300	MK1	MK2	170.34	425.51	78.62	196.39
BlueChoice HMO - MidHudson area	800/453-0113	5K1	5K2	156.30	408.61	72.14	188.59
BlueChoice HMO - Albany area	800/453-0113	5L1	5L2	177.67	464.32	82.00	214.30
BlueChoice HMO - Downstate area	800/453-0113	S71	S72	201.07	525.44	92.80	242.51
C.D.P.H.P. - Capital District area	518/862-3750	SG1	SG2	163.11	417.69	75.28	192.78
CIGNA HealthCare of NY - New York City area	800/345-9458	HU1	HU2	197.88	528.39	91.33	243.87
Harvard Community Hlth Plan - New York adjacent to Massachusetts	888/333-4742	681	682	226.68	600.73	104.62	277.26

Health Maintenance Organization (HMO) Plans by State	Quality Indicators - Plan performance based on enrollee ratings: ● above average; ● average, ○ below average (Numeric average for all HMO plans in heading)													Top rated plans	Accreditation status NCOA JCAHO	Web site	
	% satisfied with plan			Coverage (77%)	Access to care (81%)	Access to care in an emergency (86%)	Choice of doctor (73%)	When sick, can get appointment (79%)	Seeing same doctor on most visits (84%)	Quality of care (76%)	Provider thorough and competent (82%)	Explanation of care (80%)	Results of care (74%)				
	15	40	29														
Plan name																	
<b>Nebraska (continued)</b>																	
Exclusive Healthcare	15	40	29	●	●	●	●	●	●	●	●	●	●				
United HealthCare/Midlands	20	33	28	●	●	●	●	●	●	●	●	●	●		★		
<b>Nevada</b>																	
Aetna U.S. Healthcare																	
Hometown Health Plan	16	39	21	●	○	●	○	○	●	○	○	●	●				
Humana Health Plan, Inc.																	
PacifiCare of Nevada	8	24	31	○	○	○	○	○	○	○	○	○	○		★		
<b>New Hampshire</b>																	
Aetna U.S. Healthcare																	
Harvard Community Hlth Plan	27	43	19	●	●	●	●	●	●	●	●	●	●	✓	★		
Kaiser Permanente	15	40	30	●	●	●	●	●	●	●	●	●	●		★		
<b>New Jersey</b>																	
Aetna U.S. Healthcare-High	14	38	28	●	●	●	●	●	●	●	●	●	●		★		
Aetna U.S. Healthcare-Std	9	42	34	●	●	●	●	●	●	●	●	●	●		★		
AmeriHealth HMO, Inc.	10	37	30	●	●	●	●	●	●	●	●	●	●		●		
CIGNA CoMED HealthCare	10	34	34	●	●	●	●	●	●	●	●	●	●		★		
First Option Hlth Plan of NJ	14	30	32	●	●	●	●	●	●	●	●	●	●				
HIP Health Plan of NJ	13	30	35	●	○	●	○	●	○	○	○	●	●		●		
Prudential HealthCare HMO															★		
QualMed Plans for Health*	12	33	32	●	○	○	○	○	●	○	○	○	○		●		
<b>New Mexico</b>																	
HMO New Mexico																	
Lovelace Health Plan*	24	38	29	●	●	●	●	●	○	●	●	●	●	✓	★★		
Presbyterian Health Plan	8	29	32	○	○	○	○	○	○	○	○	○	○				
QualMed Plans for Health	20	46	22	●	●	●	●	○	●	●	●	●	●	✓			
<b>New York</b>																	
Aetna U.S. Healthcare	17	35	32	●	●	●	●	●	●	●	●	●	●		★		
Blue Choice	22	45	21	●	●	●	●	●	●	●	●	●	●	✓	★		
BlueChoice HMO															●		
BlueChoice HMO															●		
BlueChoice HMO*	17	33	25	●	●	●	●	●	●	●	●	●	●		●		
C.D.P.H.P.	25	47	21	●	●	●	●	●	●	●	●	●	●	✓	★		
CIGNA HealthCare of NY																	
Harvard Community Hlth Plan	27	43	19	●	●	●	●	●	●	●	●	●	●	✓	★		

\*1997 Survey data

<b>Health Maintenance Organization (HMO) Plans by State</b>  (Also check POS Section)	Telephone number	Enrollment code		Total Monthly Premium		Total Biweekly Premium	
		Self only	Self & family	Self only	Self & family	Self only	Self & family
Plan name – location							
<b>New York (continued)</b>							
HealthCarePlan - Western New York	716/847-0881	Q81	Q82	141.09	400.03	65.12	184.63
Healthsource HMO of NY - Syracuse/Central NY area	315/449-1100	XL1	XL2	198.14	532.00	91.45	245.54
HIP of Greater New York - New York City area	800/HIP-TALK	511	512	182.15	445.79	84.07	205.75
HMO Blue - Utica/Rome/Central New York areas	315/731-2547	AH1	AH2	184.73	470.04	85.26	216.94
HMO-CNY - Syracuse/Binghamton/Elmira areas	800/447-6269	EB1	EB2	190.52	504.64	87.93	232.91
Independent Health Assoc - Metro Hudson	800/486-5840	C11	C12	216.00	574.45	99.69	265.13
Independent Health Assoc - Western New York	800/453-1910	QA1	QA2	123.41	346.88	56.96	160.10
Kaiser Permanente - Albany/Cooperstown areas	800/597-3872	PW1	PW2	179.75	457.77	82.96	211.28
Kaiser Permanente - Hudson Valley area	800/597-3872	QB1	QB2	190.08	494.26	87.73	228.12
Kaiser Permanente - Westchester County	800/597-3872	QH1	QH2	182.43	445.34	84.20	205.54
MDNY Healthcare, Inc. - Nassau/Suffolk Counties	516-454-1900	5Y1	5Y2	218.75	550.53	100.96	254.09
MVP Health Plan - Eastern Region	888/687-6277	GA1	GA2	174.48	444.43	80.53	205.12
MVP Health Plan - Central Region	888/687-6277	M91	M92	157.97	402.46	72.91	185.75
MVP Health Plan - Mid-Hudson Region	888/687-6277	MX1	MX2	189.63	482.89	87.52	222.87
Partners Health Plans - Northern/Capital/Mid-Hudson areas	800-447-8610	7Y1	7Y2	191.69	496.97	88.47	229.37
PHP/Mohawk Valley Region - Utica area	315/797-7019	SH1	SH2	189.63	503.25	87.52	232.27
Preferred Care - Rochester area	716/325-3113	GV1	GV2	163.63	415.18	75.52	191.62
Prepaid Health Plan - Syracuse/Southern Tier areas	315/638-2133	QE1	QE2	200.31	531.22	92.45	245.18
Prudential HealthCare HMO - NYC/Long Island/Hudson Valley Cos.	800/422-7399	9P1	9P2	176.95	424.32	81.67	195.84
Vytra Health Plans - Queens/Nassau/Suffolk Counties	516/694-4000	J61	J62	214.80	561.62	99.14	259.21
WellCare of New York - Bronx/Brklyn/Manhattan/Queens/Westchster	800/438-9269	6V1	6V2	212.94	439.53	98.28	202.86
WellCare of New York - Capital/Hudson Valley Regions	800/438-9269	X41	X42	170.26	427.55	78.58	197.33
<b>North Carolina</b>							
Aetna U.S. Healthcare - Charlotte/Metrolina area	800/537-9384	3G1	3G2	185.81	485.59	85.76	224.12
Doctors Health Plan, Inc. - Greater Tri/Char/Up-Low Cape Fear areas	800/476-2303	6D1	6D2	178.90	483.19	82.57	223.01
Generations Family Health Plan - Tri. area:Raleigh/Durham/Chapel Hill	888/256-5563	8B1	8B2	182.61	456.52	84.28	210.70
Kaiser Permanente - Charlotte/Triangle areas	800/755-1925	QT1	QT2	156.17	468.52	72.08	216.24
PARTNERS NHP of NC - Most of North Carolina	800/942-5695	EQ1	EQ2	204.49	460.09	94.38	212.35
Personal Care Plan of NC - Charlotte/Durham/Greensboro/Raleigh	800/755-0817	4X1	4X2	223.58	523.73	103.19	241.72
Prudential HealthCare HMO - Charlotte/Raleigh areas	800/643-3609	Q41	Q42	150.35	420.79	69.39	194.21
UHC of North Carolina - Central/Eastern/Western	800/999-1147	XM1	XM2	211.38	477.10	97.56	220.20
WellPath Select - Charlotte/Triangle/surr. area	800/935-7284	2E1	2E2	184.25	478.66	85.04	220.92
<b>North Dakota</b>							
Altru Health Plan - Northeast North Dakota	701/780-1600	2R1	2R2	142.26	409.48	65.66	188.99

Health Maintenance Organization (HMO) Plans by State	Quality Indicators - Plan performance based on enrollee ratings: ● above average; ● average, ○ below average (Numeric average for all HMO plans in heading)													Top rated plans	Accreditation status NCQA JCAHO	Web site	
	% satisfied with plan			Coverage (77%)	Access to care (81%)	Access to care in an emergency (86%)	Choice of doctor (73%)	When sick, can get appointment (79%)	Seeing same doctor on most visits (84%)	Quality of care (76%)	Provider thorough and competent (82%)	Explanation of care (80%)	Results of care (74%)				
	23	47	17														
Plan name	 % Extremely satisfied % Very satisfied % Somewhat satisfied																
<b>New York (continued)</b>																	
HealthCarePlan	23	47	17	●	●	●	●	●	○	●	●	●	●	✓	★		
Healthsource HMO of NY															★		
HIP of Greater New York	10	32	37	●	○	○	○	○	○	○	○	○	○		★		
HMO Blue																	
HMO-CNY*	23	46	27	●	●	●	●	●	●	●	●	●	●	✓	●		
Independent Health Assoc	14	43	27	●	●	●	●	●	●	●	●	●	●		⊗		
Independent Health Assoc	11	47	32	●	●	●	●	●	●	●	●	●	●	✓	★		
Kaiser Permanente	16	44	23	●	●	●	●	●	●	●	●	●	●		★		
Kaiser Permanente	22	40	21	●	●	●	●	●	●	●	●	●	●		★		
Kaiser Permanente																	
MDNY Healthcare, Inc.																	
MVP Health Plan	17	46	23	●	●	●	●	●	●	●	●	●	●		★		
MVP Health Plan	11	44	29	○	●	●	●	●	●	●	●	●	●		★		
MVP Health Plan	22	43	21	●	●	●	●	●	●	●	●	●	●		★		
Partners Health Plans																	
PHP/Mohawk Valley Region*	24	43	20	●	●	●	●	●	●	●	●	●	●				
Preferred Care	20	50	20	●	●	●	●	●	●	●	●	●	●	✓	★		
Prepaid Health Plan	15	45	25	●	●	●	●	●	●	●	●	●	●				
Prudential HealthCare HMO															★		
Vytra Health Plans	23	43	19	●	●	●	●	●	●	●	●	●	●				
WellCare of New York															●		
WellCare of New York															●		
<b>North Carolina</b>																	
Aetna U.S. Healthcare	13	29	31	●	●	●	●	●	●	●	●	●	●				
Doctors Health Plan, Inc.	9	36	31	○	●	●	●	●	●	●	●	●	●				
Generations Family Health Plan																	
Kaiser Permanente	21	37	26	●	●	●	●	●	●	●	●	●	●		★		
PARTNERS NHP of NC	15	43	26	●	●	●	●	●	●	●	●	●	●		●		
Personal Care Plan of NC	18	42	23	●	●	●	●	●	●	●	●	●	●		★		
Prudential HealthCare HMO	13	36	28	●	●	●	●	●	○	●	●	●	●		●		
UHC of North Carolina	19	40	26	●	●	●	●	●	●	●	●	●	●				
WellPath Select																	
<b>North Dakota</b>																	
Altru Health Plan																	

\*1997 Survey data

<b>Health Maintenance Organization (HMO) Plans by State</b>  (Also check POS Section)	Telephone number	Enrollment code		Total Monthly Premium		Total Biweekly Premium	
		Self only	Self & family	Self only	Self & family	Self only	Self & family
Plan name – location							
<b>North Dakota (continued)</b>							
HealthPartners Health Plan - Eastern North Dakota	612/883-5000	HQ1	HQ2	224.27	538.29	103.51	248.44
Heart of America HMO - Northcentral North Dakota	701/776-5848	RU1	RU2	181.09	457.95	83.58	211.36
<b>Ohio</b>							
Aetna U.S. Healthcare - Most of Ohio	800/537-9384	RD1	RD2	208.02	509.15	96.01	234.99
AultCare HMO - Stark/Carroll/Holmes/Tuscarawas/Wayne Co	330/438-6360	3A1	3A2	192.60	472.79	88.89	218.21
CHP of Ohio - Northeastern/Central/Southern Ohio	740/348-1449	MG1	MG2	171.67	519.94	79.23	239.97
DayMed Hlth Maintenance Plan - Dyton/Cincinnati/Columbs/Cleve/Akrn	937/847-5646	Q31	Q32	198.40	483.04	91.57	222.94
Health Maintenance Plan(HMP) - Most of Ohio	800/228-4375	R51	R52	205.99	465.53	95.07	214.86
Health Plan Upper OH Valley - Eastern Ohio	800/624-6961	U41	U42	165.27	413.16	76.28	190.69
Health Power HMO - Columbus/Cincinnati/Dayton areas	800/338-6207	XR1	XR2	192.05	480.20	88.64	221.63
HealthAssurance HMO - Eastern Ohio	800/735-2202	5X1	5X2	183.54	427.01	84.71	197.08
HMO Health Ohio - Northeast Ohio	800/258-3466	L41	L42	189.80	485.51	87.60	224.08
Kaiser Permanente - Akron/Cleveland areas	216/621-7100	641	642	192.73	443.30	88.95	204.60
Medical Value Plan - Toledo area	419/245-5135	EV1	EV2	211.19	557.53	97.47	257.32
PacifiCare of Ohio, Inc. - Cincinnati/Dayton areas	800/824-0428	R81	R82	192.51	452.42	88.85	208.81
Paramount Health Care - Northwest/North Central Ohio	800/462-3589	U21	U22	192.47	509.97	88.83	235.37
Prudential HealthCare Midwest - Central Ohio	800/452-3094	AY1	AY2	190.43	418.15	87.89	192.99
Prudential HealthCare Midwest - Cleveland/Akron/Youngstown areas	800/458-3941	Q91	Q92	158.56	371.76	73.18	171.58
Prudential HealthCare Midwest - Cincinnati/Southwest areas	800/932-7478	S31	S32	166.81	433.16	76.99	199.92
QualMed Plans for Health OH/WV - Eastern Ohio	800/333-3930	QJ1	QJ2	185.53	480.20	85.63	221.63
SummaCare Health Plan - Northern Ohio	330/996-8700	5W1	5W2	159.27	437.97	73.51	202.14
Super Med HMO - Northeast Ohio	800/574-2583	5M1	5M2	174.63	446.72	80.60	206.18
United Health Care of Ohio - Cincinnati/Dayton/Springfield/Toledo	800/231-2918	3U1	3U2	220.65	507.43	101.84	234.20
United Health Care of Ohio - Central/South Central Ohio	800/225-7951	VC1	VC2	214.96	494.41	99.21	228.19
<b>Oklahoma</b>							
Aetna U.S. Healthcare - Northeast Oklahoma	800/537-9384	8V1	8V2	164.93	430.60	76.12	198.74
BlueLincs HMO - OK City/Tulsa/Lawton/SW Oklahoma areas	800/722-5675	N51	N52	185.32	433.88	85.53	200.25
CommunityCare HMO - Oklahoma City/Tulsa areas	800/777-4890	7C1	7C2	166.05	428.03	76.64	197.55
Healthcare Oklahoma - Oklahoma City/Lawton/Tulsa/Enid areas	800/535-2244	6W1	6W2	170.04	441.76	78.48	203.89
PacifiCare OK - Okla Cty/Southwestern OK and Tulsa area	800/735-5052	2N1	2N2	158.56	437.30	73.18	201.83
Prudential HealthCare HMO - Central/Western/Southern Oklahoma	800/416-3206	RR1	RR2	154.42	411.02	71.27	189.70
Prudential HealthCare HMO - Tulsa area	800/345-8310	RS1	RS2	180.27	398.97	83.20	184.14
<b>Oregon</b>							
Kaiser Permanente-High - Portland/Salem areas	503/813-2000	571	572	217.53	499.27	100.40	230.43

Health Maintenance Organization (HMO) Plans by State	Quality Indicators - Plan performance based on enrollee ratings: ● above average; ● average, ○ below average (Numeric average for all HMO plans in heading)													Top rated plans	Accreditation status NCOA JCAHO	Web site
	% satisfied with plan			Coverage (77%)	Access to care (81%)	Access to care in an emergency (86%)	Choice of doctor (73%)	When sick, can get appointment (79%)	Seeing same doctor on most visits (84%)	Quality of care (76%)	Provider thorough and competent (82%)	Explanation of care (80%)	Results of care (74%)			
Plan name																
<b>North Dakota (continued)</b>																
HealthPartners Health Plan	14	39	27	●	●	●	●	●	○	●	●	●	●		★	
Heart of America HMO																
<b>Ohio</b>																
Aetna U.S. Healthcare	11	29	30	●	●	●	●	●	○	●	●	●	●		★	
AultCare HMO	19	39	24	●	●	●	●	●	●	●	●	●	●			
CHP of Ohio	24	45	21	●	●	●	●	●	●	●	●	●	●	✓		
DayMed Hlth Maintenance Plan*	15	34	27	●	●	●	●	●	●	●	●	●	●			
Health Maintenance Plan(HMP)	11	41	26	●	●	●	●	●	●	●	●	●	●		★	
Health Plan Upper OH Valley	15	37	25	○	●	●	●	●	●	●	●	●	●		★	
Health Power HMO															★	
HealthAssurance HMO																
HMO Health Ohio																
Kaiser Permanente	16	43	21	●	●	●	●	○	○	●	○	●	●		★	
Medical Value Plan															★	
PacifiCare of Ohio, Inc.	9	37	28	○	●	●	●	●	●	●	●	●	●			
Paramount Health Care															★	
Prudential HealthCare Midwest	11	38	30	●	●	●	●	●	●	●	●	●	●		●	
Prudential HealthCare Midwest	10	32	29	●	●	●	●	●	●	●	●	●	●		★	
Prudential HealthCare Midwest	12	46	27	●	●	●	●	●	●	●	●	●	●		★	
QualMed Plans for Health OH/WV																
SummaCare Health Plan																
Super Med HMO																
United Health Care of Ohio	12	40	30	●	●	●	●	●	●	●	●	●	●		★	
United Health Care of Ohio	17	37	27	●	●	●	●	●	●	●	●	●	●		★	
<b>Oklahoma</b>																
Aetna U.S. Healthcare																
BlueLines HMO	12	37	35	●	●	○	○	●	●	○	●	○	●		★	
CommunityCare HMO															★	
Healthcare Oklahoma	15	43	23	●	●	●	●	○	●	●	●	●	●			
PacifiCare OK*	17	27	31	●	○	○	○	○	○	○	○	○	○		★	
Prudential HealthCare HMO	24	37	21	●	●	●	●	●	●	●	●	●	●		★	
Prudential HealthCare HMO	23	40	21	●	●	●	●	●	●	●	●	●	●		★	
<b>Oregon</b>																
Kaiser Permanente-High	20	44	22	●	●	●	●	○	●	●	●	●	●		★	

\*1997 Survey data

<b>Health Maintenance Organization (HMO) Plans by State</b>  (Also check POS Section)	Telephone number	Enrollment code		Total Monthly Premium		Total Biweekly Premium	
		Self only	Self & family	Self only	Self & family	Self only	Self & family
Plan name – location							
<b>Oregon (continued)</b>							
Kaiser Permanente-Std - Portland/Salem areas	503/813-2000	574	575	181.81	417.26	83.91	192.58
PacifiCare of Oregon - Counties along I-5 Corridor	800/932-3004	SS1	SS2	193.44	428.52	89.28	197.78
Providence Health Plan - Western Oregon/I-5(Rosebrg-Salem) Coast	800/421-0544	SD1	SD2	197.41	478.62	91.11	220.90
Regence Hlth Maintenance of OR - Portland area	800/278-5331	6B1	6B2	213.24	472.12	98.42	217.90
Regence HMO Oregon - Portland area/I-5 Corridor/Western OR	800/278-5331	7A1	7A2	213.24	472.12	98.42	217.90
<b>Pennsylvania</b>							
Aetna U.S. Healthcare-High - Southwestern and Central PA	800/537-9384	KL1	KL2	186.33	496.69	86.00	229.24
Aetna U.S. Healthcare-Std - Southwestern and Central PA	800/537-9384	KL4	KL5	170.89	456.15	78.87	210.53
Aetna U.S. Healthcare-High - Southeastern PA	800/537-9384	SU1	SU2	224.08	594.97	103.42	274.60
Aetna U.S. Healthcare-Std - Southeastern PA	800/537-9384	SU4	SU5	186.46	490.36	86.06	226.32
First Priority Hlth - Northeastern Pennsylvania	800/822-8753	C81	C82	184.47	475.54	85.14	219.48
HealthAmerica Pennsylvania - Pittsburgh/Northeast/Central/S. Central	800/788-8445	261	262	180.09	468.24	83.12	216.11
HealthGuard - Berks/Cmbrlnd/Dauphine/Lanc/Lebanon/York	800/822-0350	NQ1	NQ2	179.68	470.82	82.93	217.30
HIP Health Plan of Penn. - Bucks/Chester/Delaware/Montgomery/Phila	215/633-2265	5J1	5J2	186.16	495.17	85.92	228.54
Keystone Health Plan Central - Harrisburg/Norther Region/Lehigh Valley	800/622-2843	S41	S42	210.67	511.70	97.23	236.17
Keystone Health Plan East - Philadelphia area	800/227-3115	ED1	ED2	195.82	516.45	90.38	238.36
KeystoneBlue - Pittsburgh/Altoona/Erie areas	800/KHP-WEST	EF1	EF2	150.74	447.18	69.57	206.39
Prudential HealthCare HMO - Philadelphia/Lehigh Valley areas	800/648-4478	VV1	VV2	164.41	452.14	75.88	208.68
QualMed Plans for Health -Pa. - Pittsburgh area	800/333-3930	241	242	190.78	495.99	88.05	228.92
QualMed Plans for Health - Southern Pennsylvania	800/998-2840	271	272	229.65	533.95	105.99	246.44
QualMed Plans for Health - Scranton/Wilkes Barre	800/998-2840	2K1	2K2	183.73	446.12	84.80	205.90
<b>Rhode Island</b>							
Aetna U.S. Healthcare - All of Rhode Island	800/537-9384	5U1	5U2	162.26	439.83	74.89	203.00
Harvard Pilgrim Hlth Care-NE - All of Rhode Island	888/333-4742	701	702	188.05	451.27	86.79	208.28
<b>South Carolina</b>							
Aetna U.S. Healthcare - Portions of South Carolina	800/537-9384	3G1	3G2	185.81	485.59	85.76	224.12
Doctors Health Plan, Inc. - York County	800/476-2303	6D1	6D2	178.90	483.19	82.57	223.01
Kaiser Permanente - Rock Hill area	800/755-1925	QT1	QT2	156.17	468.52	72.08	216.24
PARTNERS NHP of NC - Upstate South Carolina	800/942-5695	EQ1	EQ2	204.49	460.09	94.38	212.35
Prudential HealthCare HMO - York County	800/643-3609	Q41	Q42	150.35	420.79	69.39	194.21
WellPath Select - Chest/Grnvill/Lancst/Pickns/Sprtnbrg/Yrk	800/935-7284	2E1	2E2	184.25	478.66	85.04	220.92
<b>South Dakota</b>							
Care Choices - Clay/Union Counties	800/535-6252	FA1	FA2	193.92	521.65	89.50	240.76

Health Maintenance Organization (HMO) Plans by State	Quality Indicators - Plan performance based on enrollee ratings: ● above average; ● average, ○ below average (Numeric average for all HMO plans in heading)													Top rated plans	Accreditation status NCOA JCAHO	Web site	
	% satisfied with plan			Coverage (77%)	Access to care (81%)	Access to care in an emergency (86%)	Choice of doctor (73%)	When sick, can get appointment (79%)	Seeing same doctor on most visits (84%)	Quality of care (76%)	Provider thorough and competent (82%)	Explanation of care (80%)	Results of care (74%)				
	16	41	28														
Plan name																	
<b>Oregon (continued)</b>																	
Kaiser Permanente-Std	16	41	28	●	●	●	●	●	○	●	●	●	●		★		
PacifiCare of Oregon*	12	48	24	○	●	●	●	●	●	●	●	●	●		●		
Providence Health Plan	16	35	27	○	●	●	○	○	●	○	●	○	○				
Regence Hlth Maintenance of OR																	
Regence HMO Oregon	12	42	25	○	●	●	●	●	●	●	●	●	●				
<b>Pennsylvania</b>																	
Aetna U.S. Healthcare-High	13	38	32	●	●	●	●	●	●	●	●	●	●		★		
Aetna U.S. Healthcare-Std	10	33	30	●	●	●	●	●	●	●	●	●	●		★		
Aetna U.S. Healthcare-High	23	30	32	●	●	●	●	●	●	●	●	●	●		★		
Aetna U.S. Healthcare-Std	13	42	32	●	●	●	●	●	●	●	●	●	●	✓	★		
First Priority Hlth	13	43	29	●	●	●	●	●	●	●	●	●	●		●		
HealthAmerica Pennsylvania	10	32	31	○	○	○	●	●	○	●	●	●	●		★		
HealthGuard	17	47	27	●	●	●	●	●	●	●	●	●	●	✓	★		
HIP Health Plan of Penn.																	
Keystone Health Plan Central	19	37	30	●	●	●	●	●	●	●	●	●	●		★		
Keystone Health Plan East	12	44	30	●	●	●	●	●	●	●	●	●	●		★		
KeystoneBlue	13	41	28	●	●	●	●	●	●	●	●	●	●		●		
Prudential HealthCare HMO	11	34	25	○	●	●	●	●	●	●	●	●	●		★		
QualMed Plans for Health -Pa.																	
QualMed Plans for Health*	12	33	32	●	○	○	○	○	●	○	●	○	○		●		
QualMed Plans for Health															●		
<b>Rhode Island</b>																	
Aetna U.S. Healthcare																	
Harvard Pilgrim Hlth Care-NE	25	40	20	●	●	●	●	●	●	●	●	●	●		★		
<b>South Carolina</b>																	
Aetna U.S. Healthcare	13	29	31	●	●	●	●	●	●	●	●	●	●				
Doctors Health Plan, Inc.	9	36	31	○	●	●	●	●	●	●	●	●	●				
Kaiser Permanente	21	37	26	●	●	●	●	●	●	●	●	●	●		★		
PARTNERS NHP of NC	15	43	26	●	●	●	●	●	●	●	●	●	●		●		
Prudential HealthCare HMO	13	36	28	●	●	●	●	●	○	●	●	●	●		●		
WellPath Select																	
<b>South Dakota</b>																	
Care Choices																	

\*1997 Survey data

<b>Health Maintenance Organization (HMO) Plans by State</b>  (Also check POS Section)	Telephone number	Enrollment code		Total Monthly Premium		Total Biweekly Premium	
		Self only	Self & family	Self only	Self & family	Self only	Self & family
Plan name – location							
<b>Tennessee</b>							
Aetna U.S. Healthcare - Nashville/Middle Tennessee areas	800/537-9384	6J1	6J2	140.34	390.48	64.77	180.22
American Healthcare Trust, Inc - Knoxville/Memphis/Nashville areas	888/523-9527	4U1	4U2	139.47	386.84	64.37	178.54
Heritage National Healthplan - Chattanooga/Kingsprt/Knoxville/Grnville	800/247-9110	4T1	4T2	194.68	525.59	89.85	242.58
Prudential HealthCare HMO - Nashville area	800/770-4778	UA1	UA2	157.39	443.69	72.64	204.78
Prudential HealthCare HMO - Memphis area	901/541-9400	UB1	UB2	148.33	452.10	68.46	208.66
<b>Texas</b>							
Aetna U.S. Healthcare - Houston area	800/537-9384	5B1	5B2	209.54	585.85	96.71	270.39
Aetna U.S. Healthcare - San Antonio area	800/537-9384	8X1	8X2	201.93	564.83	93.20	260.69
Aetna U.S. Healthcare - Dallas/Ft. Worth areas	800/537-9384	TS1	TS2	163.97	581.99	75.68	268.61
Certus HealthCare - Cameron/Hidalgo/Nueces area	888/423-7887	3Y1	3Y2	180.64	422.31	83.37	194.91
FIRSTCARE - Waco area	800/884-4901	6U1	6U2	171.49	368.40	79.15	170.03
FIRSTCARE - West Texas	800/884-4901	CK1	CK2	259.44	557.29	119.74	257.21
HealthFirst HMO - East Texas	800/365-2892	8E1	8E2	196.43	423.71	90.66	195.56
HMO Blue/Rio Grande - Austin/Beaumont/Houston/San Antonio/S.TX	800/336-5696	4Y1	4Y2	175.70	465.96	81.09	215.06
HMO Blue/Rio Grande - Dallas/Fort Worth/Tyler areas	800/554-6321	4Z1	4Z2	168.24	449.39	77.65	207.41
HMO Blue - West Texas	806/798-6362	5Q1	5Q2	182.52	486.89	84.24	224.72
HMO Blue - Southwest Texas	800/468-2602	5R1	5R2	171.36	457.10	79.09	210.97
HMO Texas, L.C. - Dallas/Ft. Worth areas	972/458-5000	UK1	UK2	175.54	433.57	81.02	200.11
Humana Health Plan of Texas - Austin/Dallas/Hston/S.Ant/C.Christi	888/393-6765	TW1	TW2	177.26	455.56	81.81	210.26
Humana Health Plan of Texas - Houston area	888/393-6765	UE1	UE2	152.99	428.94	70.61	197.97
Humana Health Plan of Texas - San Antonio area	888/393-6765	UR1	UR2	165.62	425.69	76.44	196.47
Humana of Corpus Christi - Corpus Christi area	888/393-6765	TX1	TX2	203.30	487.96	93.83	225.21
NYLCare Health Plans SW - Dallas/Ft. Worth/East & West Texas	972/791-3910	V21	V22	200.89	441.09	92.72	203.58
NYLCare HP of the Gulf Coast - Houston area	800/833-5318	UM1	UM2	196.82	511.81	90.84	236.22
NYLCare HP of the Gulf Coast - Austin/C.Christi/S.Antonio/Victoria	800/833-5318	ZE1	ZE2	146.23	380.55	67.49	175.64
NYLCare HP of the Gulf Coast - Beaumont/Lufkin areas	800/833-5318	ZF1	ZF2	182.98	409.15	84.45	188.84
PacifiCare of Texas - S Ant/Hston/Glvston/Da/Ft Wor/Glf Coast	800/825-9355	GF1	GF2	155.50	418.47	71.77	193.14
Prudential HealthCare HMO - El Paso County	800/778-1148	6P1	6P2	178.66	393.23	82.46	181.49
Prudential HealthCare HMO - Austin area	800/261-2645	UN1	UN2	145.28	391.95	67.05	180.90
Prudential HealthCare HMO - Houston area	800/876-7778	UP1	UP2	153.01	444.62	70.62	205.21
Prudential HealthCare HMO - San Antonio area	800/657-5959	VX1	VX2	162.74	422.74	75.11	195.11
Scott and White - Austin/Bryan/ColSta./Killeen/Temple/Waco	254/298-3000	UF1	UF2	230.79	599.45	106.52	276.67
WellChoice - San Antonio area	800/559-9355	3Z1	3Z2	140.62	365.58	64.90	168.73

Health Maintenance Organization (HMO) Plans by State	Quality Indicators - Plan performance based on enrollee ratings: ● above average; ● average, ○ below average (Numeric average for all HMO plans in heading)													Top rated plans	Accreditation status NCOA JCAHO	Web site	
	% satisfied with plan			Coverage (77%)	Access to care (81%)	Access to care in an emergency (86%)	Choice of doctor (73%)	When sick, can get appointment (79%)	Seeing same doctor on most visits (84%)	Quality of care (76%)	Provider thorough and competent (82%)	Explanation of care (80%)	Results of care (74%)				
	%																
	Extremely satisfied	Very satisfied	Somewhat satisfied														
Plan name																	
<b>Tennessee</b>																	
Aetna U.S. Healthcare																	
American Healthcare Trust, Inc																	
Heritage National Healthplan																	
Prudential HealthCare HMO	18	37	25	●	●	●	●	●	●	●	●	●	●			★	
Prudential HealthCare HMO	10	37	34	○	○	○	○	○	○	○	●	●	○			●	
<b>Texas</b>																	
Aetna U.S. Healthcare																	
Aetna U.S. Healthcare																	
Aetna U.S. Healthcare	14	32	26	●	●	●	●	●	●	○	●	●	○			★	
Certus HealthCare																	
FIRSTCARE																	
FIRSTCARE	23	46	15	●	●	●	●	●	●	●	●	●	●				
HealthFirst HMO																	
HMO Blue/Rio Grande	18	27	33	●	○	●	●	●	●	●	○	○	●				
HMO Blue/Rio Grande																	
HMO Blue																	
HMO Blue																	
HMO Texas, L.C.	19	37	27	●	●	○	○	●	○	○	○	○	○			★	
Humana Health Plan of Texas	14	40	23	●	●	●	○	●	●	●	●	●	●			★	
Humana Health Plan of Texas	12	29	31	●	○	●	○	○	●	○	○	○	○			★	
Humana Health Plan of Texas	14	35	32	●	○	○	○	○	○	○	○	○	○			★	
Humana of Corpus Christi	16	33	30	○	○	○	○	○	○	○	○	●	○				
NYLCare Health Plans SW	18	38	27	●	○	●	●	○	●	○	●	●	○			★	
NYLCare HP of the Gulf Coast*	19	37	25	●	●	●	●	○	●	●	●	●	●			★	
NYLCare HP of the Gulf Coast*	3	39	28	●	●	●	●	○	●	●	●	●	●			★	
NYLCare HP of the Gulf Coast																★	
PacifiCare of Texas*	20	35	26	●	○	○	○	○	○	○	○	○	○				
Prudential HealthCare HMO																★	
Prudential HealthCare HMO	19	38	23	●	●	●	●	●	○	●	●	○	●			★	
Prudential HealthCare HMO	16	35	33	●	○	●	●	○	○	○	●	○	○			★	
Prudential HealthCare HMO	24	39	25	●	●	●	●	●	●	●	●	●	●			★	
Scott and White	26	41	19	●	●	●	●	○	●	●	●	●	●			●	
WellChoice																	

\*1997 Survey data

<b>Health Maintenance Organization (HMO) Plans by State</b>  (Also check POS Section)	Telephone number	Enrollment code		Total Monthly Premium		Total Biweekly Premium	
		Self only	Self & family	Self only	Self & family	Self only	Self & family
Plan name – location							
<b>Utah</b>							
PacifiCare of Utah - Wasatch Front	800/377-4161	9K1	9K2	187.20	442.48	86.40	204.22
<b>Vermont</b>							
Harvard Community Hlth Plan - Southern Vermont	888/333-4742	681	682	226.68	600.73	104.62	277.26
Kaiser Permanente - All of Vermont	800/597-3872	8M1	8M2	181.91	472.98	83.96	218.30
MVP Health Plan - Bennington/Chittenden/Rutland/Wash. Cos.	888/687-6277	VW1	VW2	207.78	519.26	95.90	239.66
<b>Virginia</b>							
Aetna U.S. Healthcare - Northern Virginia area	800/537-9384	V81	V82	230.34	563.01	106.31	259.85
Aetna U.S. Healthcare - Richmond/Central/Tri-City areas	800/537-9384	Z11	Z12	203.91	512.03	94.11	236.32
CapitalCare - Northern Virginia	800/680-9495	2G1	2G2	212.96	585.67	98.29	270.31
CIGNA HealthCare of VA - Southeastern Virginia	800/533-1708	W21	W22	195.63	429.56	90.29	198.26
CIGNA HealthCare of VA - Central Virginia	800/533-1708	W31	W32	191.69	433.25	88.47	199.96
George Washington Univ HP-High - N. Virginia/Fredericksburg/Winchester	301/941-2000	E51	E52	229.88	502.84	106.10	232.08
George Washington Univ HP-Std - N. Virginia/Fredericksburg/Winchester	301/941-2000	E54	E55	169.07	368.20	78.03	169.94
Healthkeepers - Peninsula/Richmond/Frdburg/Roanoke areas	800/421-1880	X81	X82	226.22	574.49	104.41	265.15
Heritage National Healthplan - Bristol/Roanoke areas	800/247-9110	4T1	4T2	194.68	525.59	89.85	242.58
Kaiser Permanente - Washington, DC area	301/468-6000	E31	E32	189.22	467.26	87.33	215.66
MD-IPA - N.VA/Cntrl VA/Richmond/Tidewater/Roanoke	800/331-2102	JP1	JP2	201.83	484.42	93.15	223.58
NYLCare/Mid-Atlantic-High - N.VA/Fredericksburg/Richmond/Tri-Cities	800/635-3121	JN1	JN2	201.89	474.48	93.18	218.99
NYLCare/Mid-Atlantic-Std - N.VA/Fredericksburg/Richmond/Tri-Cities	800/635-3121	JN4	JN5	142.68	335.29	65.85	154.75
OPTIMA Health Plan - Peninsula/Southside Hampton Roads	757/552-7500	9R1	9R2	202.69	479.61	93.55	221.36
PARTNERS NHP of NC - Southwest Virginia	800/942-5695	EQ1	EQ2	204.49	460.09	94.38	212.35
Priority Health Care, Inc. - Southside Hampton Rds.(excl. Peninsula)	800-640-0007	W71	W72	191.38	523.16	88.33	241.46
Prudential HealthCare HMO - Richmond/Tri-City areas	800/323-0467	V61	V62	155.16	418.77	71.61	193.28
<b>Washington</b>							
Aetna U.S. Healthcare - Western/Southeast Washington	800/537-9384	8J1	8J2	167.46	438.49	77.29	202.38
First Choice Health Plan - Greater Seattle area	800/783-7312	5G1	5G2	178.23	462.80	82.26	213.60
Group Health Cooperative - Most of Western Washington	206/448-4140	541	542	211.03	476.17	97.40	219.77
Group Health Cooperative - Central WA/Spokane/Colville/Pullman	800/497-2210	VR1	VR2	219.51	565.11	101.31	260.82
HealthPlus - Most of Washington state	800/527-6675	8F1	8F2	193.18	482.06	89.16	222.49
Kaiser Permanente-High - Vancouver/Longview	503/813-2000	571	572	217.53	499.27	100.40	230.43
Kaiser Permanente-Std - Vancouver/Longview	503/813-2000	574	575	181.81	417.26	83.91	192.58
Kitsap Physicians Service-High - Kitsap/Mason/Jefferson Counties	800/552-7114	VT1	VT2	342.38	732.29	158.02	337.98
Kitsap Physicians Service-Std - Kitsap/Mason/Jefferson Counties	800/552-7114	VT4	VT5	203.78	445.29	94.05	205.52
NYLCare Northwest - Puget Sound/Much of Westn/Centr/Eastn WA	800/654-6506	8N1	8N2	177.71	428.72	82.02	197.87

Health Maintenance Organization (HMO) Plans by State	Quality Indicators - Plan performance based on enrollee ratings: ● above average; ● average, ○ below average (Numeric average for all HMO plans in heading)													Top rated plans	Accreditation status NCOA JCAHO	Web site
	% satisfied with plan			Coverage (77%)	Access to care (81%)	Access to care in an emergency (86%)	Choice of doctor (73%)	When sick, can get appointment (79%)	Seeing same doctor on most visits (84%)	Quality of care (76%)	Provider thorough and competent (82%)	Explanation of care (80%)	Results of care (74%)			
	9	35	29													
<b>Utah</b>																
PacifiCare of Utah	9	35	29	●	●	○	●	●	○	●	●	●	●		●	
<b>Vermont</b>																
Harvard Community Hlth Plan	27	43	19	●	●	●	●	●	●	●	●	●	●	✓	★	
Kaiser Permanente	13	45	29	●	●	●	●	●	●	●	●	●	●	✓	★	
MVP Health Plan*	14	45	25	●	●	●	●	●	●	●	●	●	●		●	
<b>Virginia</b>																
Aetna U.S. Healthcare	11	36	31	●	●	●	●	●	●	●	●	●	●		★	
Aetna U.S. Healthcare	11	32	27	●	●	●	●	●	●	●	●	●	●		●	
CapitalCare	20	36	29	●	●	●	●	●	●	●	●	●	●			
CIGNA HealthCare of VA	16	42	25	●	●	●	●	●	●	●	●	●	●		★	
CIGNA HealthCare of VA	26	42	23	●	●	●	●	●	●	●	●	●	●	✓	★	
George Washington Univ HP-High	18	40	25	●	●	●	●	●	○	●	●	●	●		●	
George Washington Univ HP-Std	13	31	33	●	●	○	●	●	○	●	●	●	●		●	
Healthkeepers	13	36	35	●	●	●	●	●	●	●	●	●	●		●	
Heritage National Healthplan																
Kaiser Permanente*	23	39	24	●	●	○	●	●	○	○	●	○	●		★	
MD-IPA	15	45	30	●	●	●	●	●	●	●	●	●	●	✓	★	
NYLCare/Mid-Atlantic-High	17	42	23	●	●	●	●	●	●	●	●	●	●		★	
NYLCare/Mid-Atlantic-Std	11	41	31	●	●	●	●	●	●	●	●	●	●		★	
OPTIMA Health Plan	21	36	27	●	●	●	●	●	●	●	●	●	●		●	
PARTNERS NHP of NC	15	43	26	●	●	●	●	●	●	●	●	●	●		●	
Priority Health Care, Inc.	14	38	28	●	●	●	●	●	●	●	●	●	●			
Prudential HealthCare HMO	15	38	31	●	●	●	●	●	●	●	●	●	●		★	
<b>Washington</b>																
Aetna U.S. Healthcare																
First Choice Health Plan																
Group Health Cooperative	19	36	32	●	●	●	●	●	○	●	●	●	○	✓	★	
Group Health Cooperative	15	33	31	●	●	●	●	●	●	●	●	●	●		★	
HealthPlus																
Kaiser Permanente-High	20	44	22	●	●	●	●	●	○	●	●	●	●		★	
Kaiser Permanente-Std	16	41	28	●	●	●	●	●	○	●	●	●	●		★	
Kitsap Physicians Service-High	24	45	19	●	●	●	●	●	●	●	●	●	●	✓		
Kitsap Physicians Service-Std	24	43	21	●	●	●	●	●	●	●	●	●	●	✓		
NYLCare Northwest																

\*1997 Survey data

<b>Health Maintenance Organization (HMO) Plans by State</b>  (Also check POS Section)	Telephone number	Enrollment code		Total Monthly Premium		Total Biweekly Premium	
		Self only	Self & family	Self only	Self & family	Self only	Self & family
Plan name – location							
<b>Washington (continued)</b>							
PacifiCare of Oregon - Clark County	800/932-3004	SS1	SS2	193.44	428.52	89.28	197.78
PacifiCare of Washington - Puget Sound/Most West WA/Parts East WA	800/932-3004	WB1	WB2	171.77	444.41	79.28	205.11
Providence Health Plan - Lower Columbia Basin	800/421-0644	SD1	SD2	197.41	478.62	91.11	220.90
QualMed WA Health Plan - Most of Washington	800/869-7165	TM1	TM2	200.98	488.02	92.76	225.24
Regence Hlth Maintenance of OR - Clark County	800/278-5331	6B1	6B2	213.24	472.12	98.42	217.90
<b>West Virginia</b>							
Carelink Health Plans - Northern/Central/Southern West Virginia	800/348-2922	4C1	4C2	172.27	507.61	79.51	234.28
Health Plan Upper OH Valley - Northern/Central West Virginia	800/624-6961	U41	U42	165.27	413.16	76.28	190.69
HealthAssurance HMO - North Central/Panhandle	800/735-2202	6L1	6L2	172.34	435.02	79.54	200.78
PrimeONE - All of West Virginia	800/607-7461	9W1	9W2	179.23	457.54	82.72	211.17
QualMed Plans for Health OH/WV - Panhandle/N. Central/Charleston area	800/333-3930	QJ1	QJ2	185.53	480.20	85.63	221.63
SuperBlue HMO - Chas/Pkg/Mgmt/Beck/Clkb/Whlg/Lew/Fmt/Blu	800/391-4441	8T1	8T2	202.78	509.97	93.59	235.37
<b>Wisconsin</b>							
Compcare Health Services - Southeastern Wisconsin	414/226-6744	691	692	207.11	536.03	95.59	247.40
Compcare Health Services - Northcentral/Northwest Wisconsin	800/242-9635	6X1	6X2	204.40	529.21	94.34	244.25
DEAN HEALTH PLAN - South Central Wisconsin	800/279-1301	WD1	WD2	197.73	533.85	91.26	246.39
Family Health Plan - Milwaukee area	414/256-0040	WH1	WH2	230.86	598.39	106.55	276.18
Group Health Coop - Greater Dane and Jefferson Counties	608/251-3356	WJ1	WJ2	180.20	480.18	83.17	221.62
Group Hlth Coop/Eau Claire - West Central Wisconsin	715/836-8552	WT1	WT2	222.86	574.95	102.86	265.36
HealthPartners Classic-High - Pierce/St. Croix Counties	612/883-5000	531	532	212.96	511.07	98.29	235.88
HealthPartners Classic-Std - Pierce/St. Croix Counties	612/883-5000	534	535	180.20	432.45	83.17	199.59
HealthPartners Health Plan - West Central Wisconsin	612/883-5000	HQ1	HQ2	224.27	538.29	103.51	248.44
Humana Wisconsin Hlth Org. - Southeastern Wisconsin	888/393-6765	X11	X12	222.52	555.23	102.70	256.26
Physicians Plus HMO - South Central/Southeastern Wisconsin	608/282-8920	7P1	7P2	197.21	508.76	91.02	234.81
Unity Health Plans - Southern/Central Wisconsin	800/362-3310	W41	W42	204.79	522.75	94.52	241.27
Valley Health Plan - Western Wisconsin	715/832-3235	VH1	VH2	233.63	598.09	107.83	276.04

Health Maintenance Organization (HMO) Plans by State	Quality Indicators - Plan performance based on enrollee ratings: ● above average; ● average, ○ below average (Numeric average for all HMO plans in heading)													Top rated plans	Accreditation status NCQA JCAHO	Web site	
	% satisfied with plan			Coverage (77%)	Access to care (81%)	Access to care in an emergency (86%)	Choice of doctor (73%)	When sick, can get appointment (79%)	Seeing same doctor on most visits (84%)	Quality of care (76%)	Provider thorough and competent (82%)	Explanation of care (80%)	Results of care (74%)				
	12	48	24														% Extremely satisfied
Plan name	12	48	24														
<b>Washington (continued)</b>																	
PacifiCare of Oregon*	12	48	24	○	●	●	●	●	●	●	●	●	●		●		
PacifiCare of Washington*	17	37	32	●	●	●	●	●	●	●	●	○					
Providence Health Plan	16	35	27	○	●	●	○	○	●	○	○	○					
QualMed WA Health Plan	16	35	30	●	●	●	●	●	●	●	●	●		●			
Regence Hlth Maintenance of OR																	
<b>West Virginia</b>																	
Carelink Health Plans																	
Health Plan Upper OH Valley	15	37	25	○	●	●	●	●	●	●	●	●		★			
HealthAssurance HMO																	
PrimeONE																	
QualMed Plans for Health OH/WV																	
SuperBlue HMO																	
<b>Wisconsin</b>																	
Compcare Health Services*	11	37	32	●	●	●	●	●	●	●	●	●					
Compcare Health Services																	
DEAN HEALTH PLAN	22	45	22	●	●	●	●	●	●	●	●	●	✓	●			
Family Health Plan	12	35	27	●	●	●	○	●	○	○	○	○		●			
Group Health Coop	37	44	16	●	●	●	●	●	●	●	●	●	✓	★			
Group Hlth Coop/Eau Claire																	
HealthPartners Classic-High	11	44	23	●	●	●	●	●	○	●	●	●		★			
HealthPartners Classic-Std*	25	45	16	●	●	●	●	●	●	●	●	●		★			
HealthPartners Health Plan	14	39	27	●	●	●	●	●	○	●	●	●		★			
Humana Wisconsin Hlth Org.	14	41	26	●	●	●	●	●	●	●	●	●					
Physicians Plus HMO																	
Unity Health Plans	19	36	25	●	●	●	●	●	○	●	●	●					
Valley Health Plan																	

\*1997 Survey data